

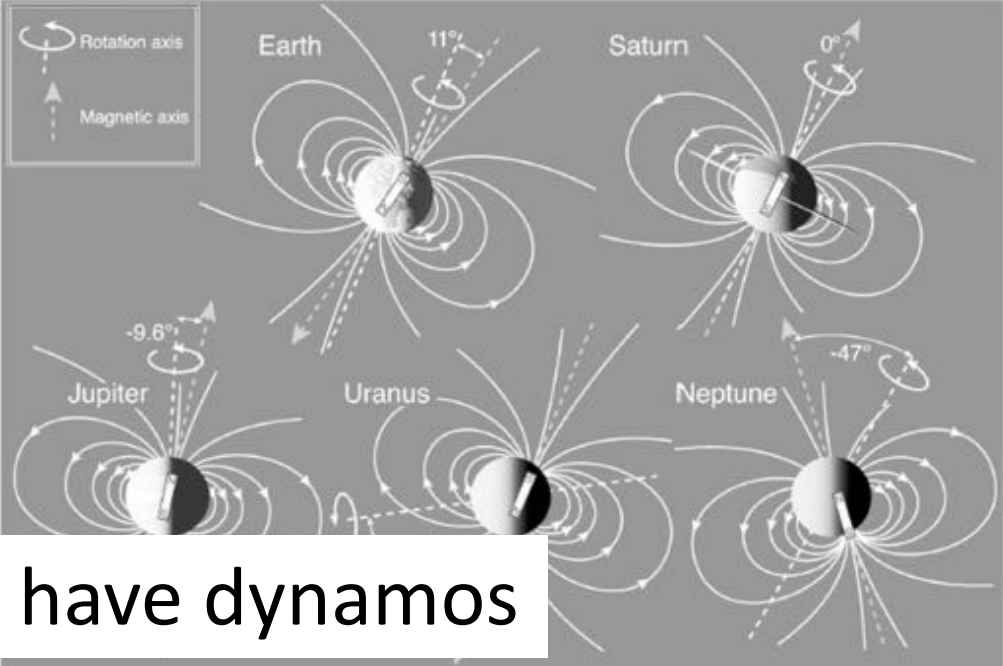
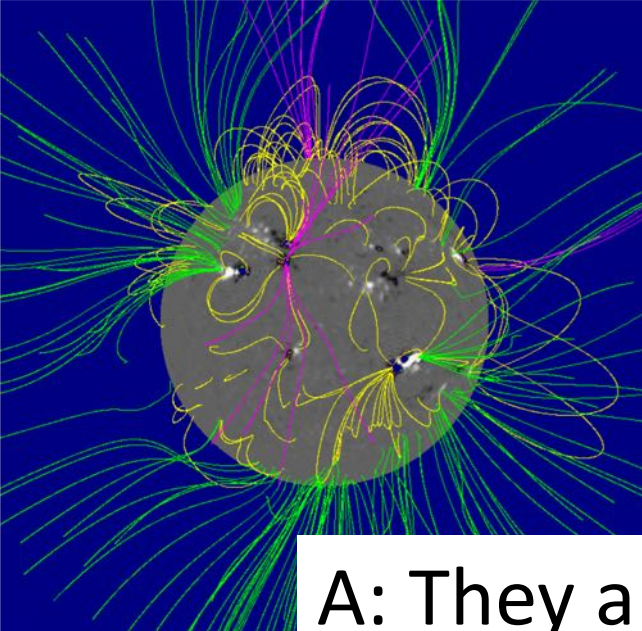
Q: Why do the Sun and planets have magnetic fields?

Dana Longcope


Montana State University

w/ liberal “borrowing” from Bagenal,
Stanley, Christensen, Schrijver,
Charbonneau, ...

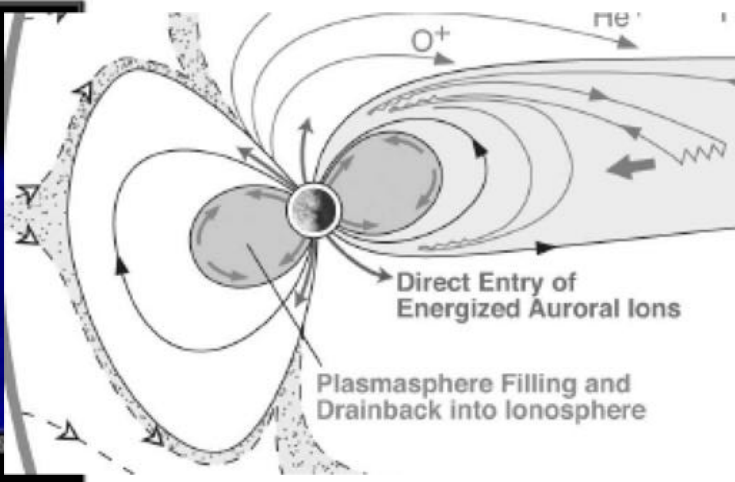
Q: Why do the Sun and planets have magnetic fields?



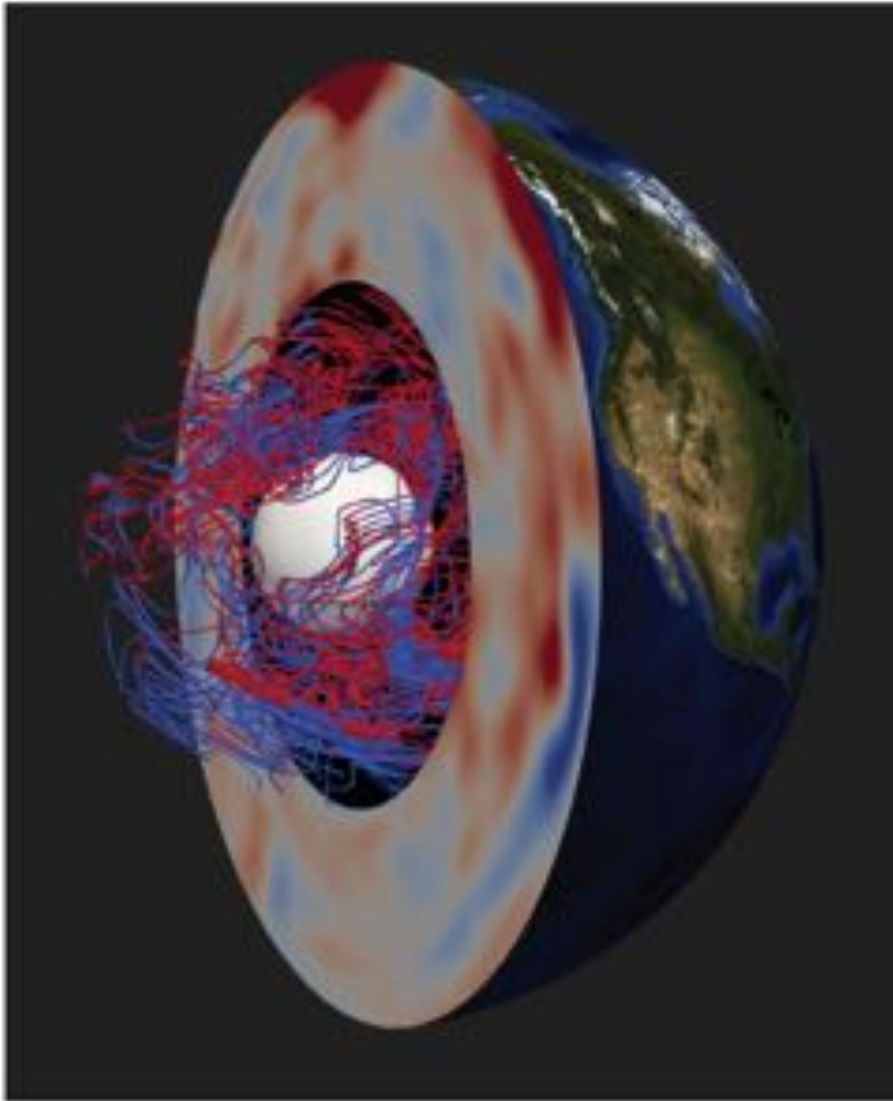
A: They all have dynamos



Jupiter Aurora
NASA and J. Clarke (University of Michigan) • STScI-PRC03-38



DYNAMO INGREDIENTS



(1) electrically conducting fluid

- Plasma (stars)
- Liquid iron (terrestrial planets)
- Metallic hydrogen (gas giants)
- Ionized water (ice giants)

(2) fluid must have complex motions

- Complex turbulent flows
- Rotation: breaks mirror-symmetry not required, but needed for large-scale, organized fields

(3) motions must be vigorous enough

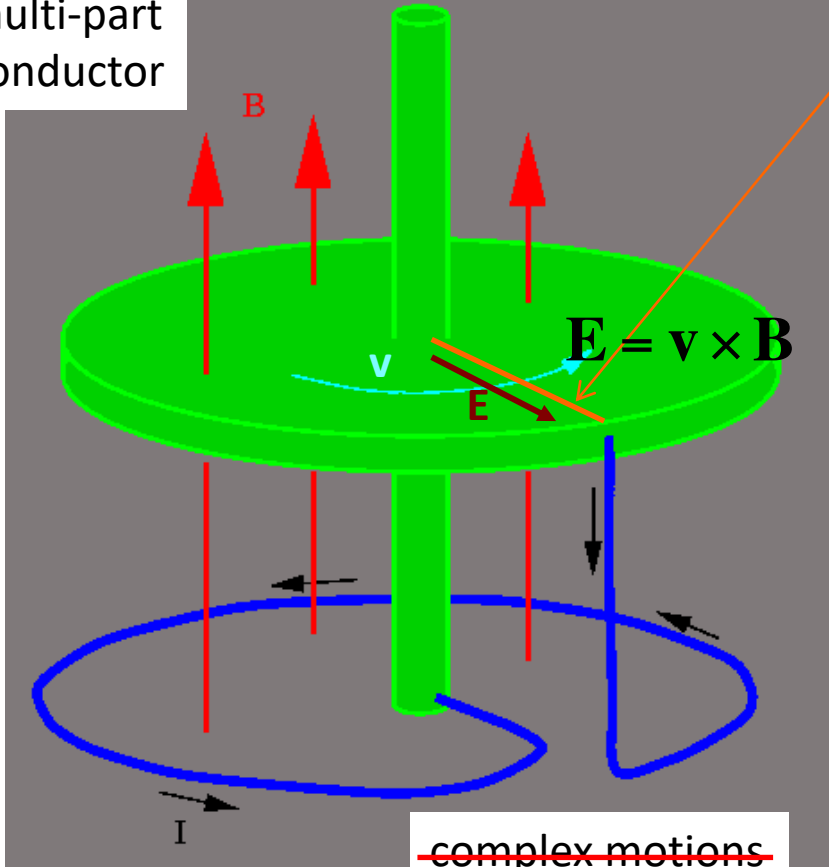
- Figure of merit: Magnetic Reynold's #

$$Rm = \text{velocity} \times \text{size} \times \text{conductivity}$$

A Toy w/ all ingredients

~~conducting fluid~~

multi-part
conductor



~~complex motions~~

$$V_{\text{disk}} = \int_0^{\ell} vB \, dr = \int_0^{\ell} (\Omega r) B \, dr = \frac{1}{2\pi} \Omega \Phi_{\text{disk}}$$

- No magnets
- No batteries
- No (net) charge

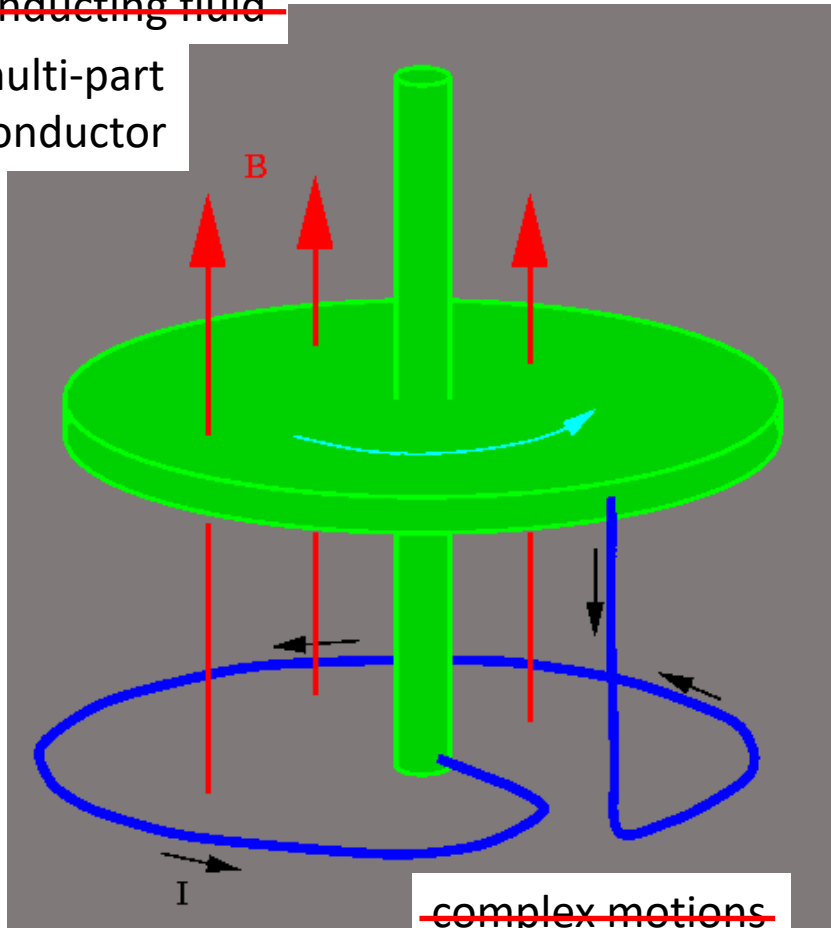
lack of mirror
symmetry

differential
motion of parts

A Toy w/ all ingredients

~~conducting fluid~~

multi-part
conductor



lack of mirror
symmetry

differential
motion of parts

$$V_{\text{disk}} = \int_0^{\ell} vB dr = \int_0^{\ell} (\Omega r) B dr = \frac{1}{2\pi} \Omega \Phi_{\text{disk}}$$

$$IR = \underbrace{\frac{\Omega}{2\pi} \Phi_{\text{disk}}}_{\text{motional EMF}} - \underbrace{L \frac{dI}{dt}}_{\text{back EMF}} = \frac{\Omega}{2\pi} M_{w,d} I - L \frac{dI}{dt}$$

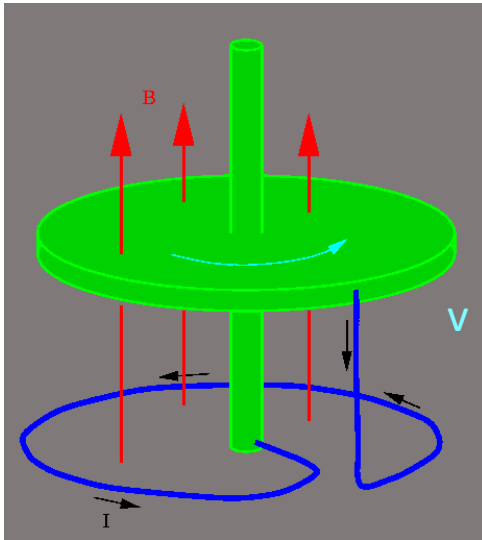
$$\frac{dI}{dt} = \left(\underbrace{\frac{\Omega}{2\pi} \frac{M_{w,d}}{L}}_{\text{generation}} - \underbrace{\frac{R}{L}}_{\text{dissipation}} \right) I = \gamma I \quad I(t) = I_0 e^{\gamma t}$$

$$\text{Growth: } \gamma > 0 \Leftrightarrow \Omega > 2\pi \frac{R}{M_{w,d}}$$

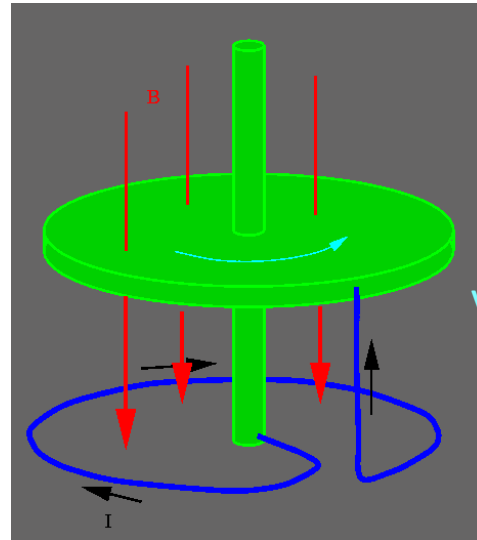
$$\frac{v}{\ell} > 2\pi \frac{1/\sigma \ell}{\mu_0 \ell} = \frac{2\pi}{\mu_0 \sigma \ell^2}$$

Growth: $Rm = \mu_0 \sigma \ell v > 2\pi$

Toy dynamo amplifies fields of either sign:
two attracting states



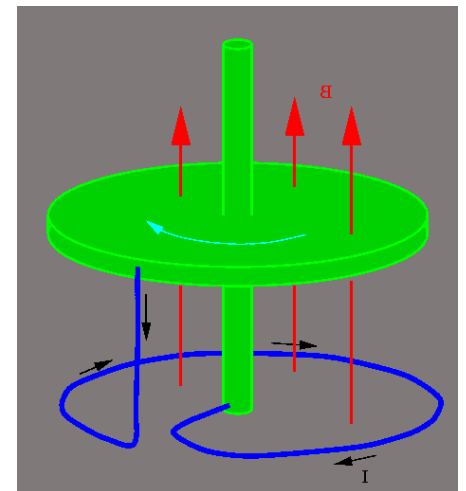
$I_0 > 0$



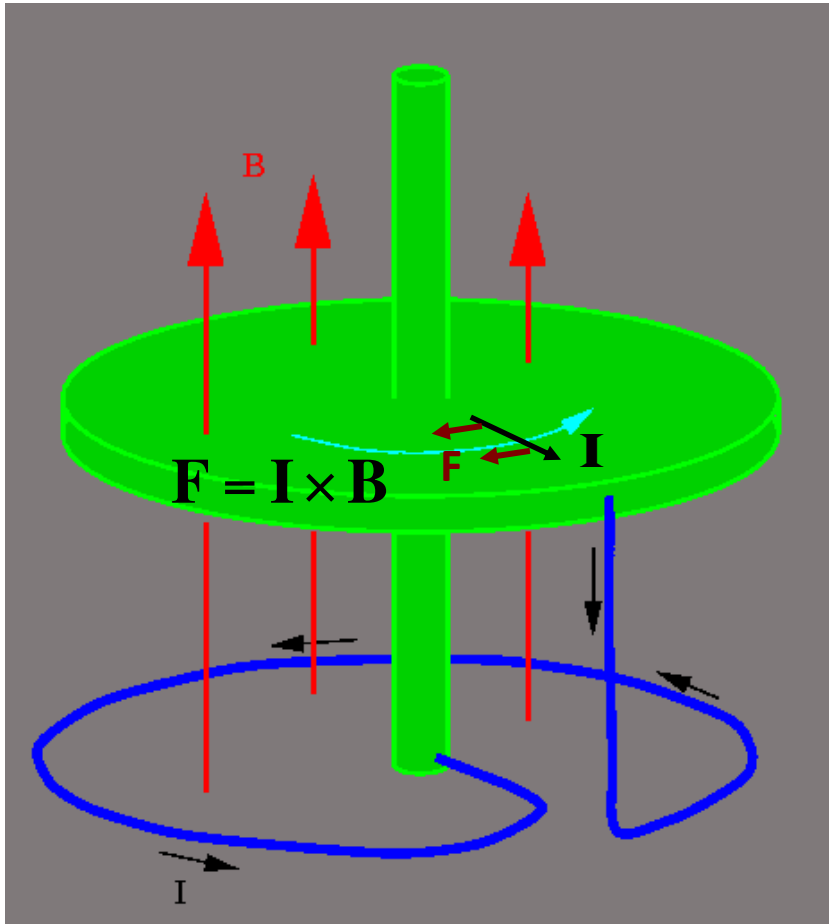
$I_0 < 0$

- Reverse velocity AND reflect in mirror → still amplifies
- Do one and not the other → no amplification

$$I(t) = I_0 e^{\gamma t}$$



Will I grow forever?



Torque on disk carrying current:

$$\tau = \int_0^{\ell} Fr \, dr = \int_0^{\ell} IBr \, dr = \frac{1}{2\pi} I \Phi_{\text{disk}} = \frac{M_{w,d}}{2\pi} I^2$$

Power needed to turn disk:

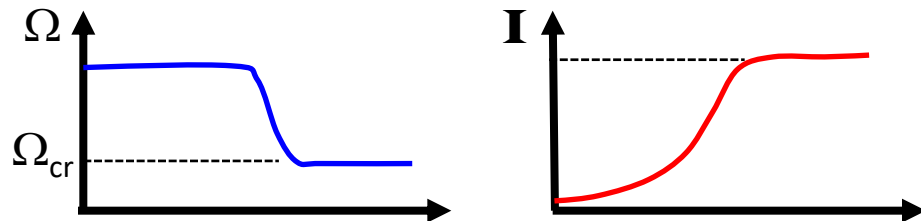
$$P_{\Omega} = \Omega \tau = \frac{\Omega}{2\pi} M_{w,d} I^2$$

Subtracting Ohmic losses

$$P_{\Omega} - I^2 R = \left(\frac{\Omega}{2\pi} M_{w,d} - R \right) I^2 = \gamma L I^2$$

$$= \frac{d}{dt} \left(\frac{1}{2} L I^2 \right)$$

Stored in energy of B



Reality: Conducting fluid – MHD

Effect of **B** on conducting fluid

Fluid dynamics

$$\left\{ \begin{array}{l} \frac{\partial \rho}{\partial t} = -\nabla \cdot (\rho \mathbf{v}) \\ \rho \frac{\partial \mathbf{v}}{\partial t} + \rho (\mathbf{v} \cdot \nabla) \mathbf{v} = -\nabla p + \rho \mathbf{g} + \nabla \cdot \vec{\sigma} + \mathbf{J} \times \mathbf{B} \\ \rho c_v \left(\frac{\partial T}{\partial t} + \mathbf{v} \cdot \nabla T \right) = -\frac{2}{3} T \nabla \cdot \mathbf{v} + \nabla \mathbf{v} : \vec{\sigma} + \dot{Q} + \frac{1}{\sigma} |\mathbf{J}|^2 \end{array} \right.$$

$\mathbf{J} = \frac{1}{\mu_0} \nabla \times \mathbf{B}$

Lorentz force

Ohmic heat

Faraday's
+ Ohm's laws

$$\frac{\partial \mathbf{B}}{\partial t} = -\nabla \times \mathbf{E} = \nabla \times \left[\mathbf{v} \times \mathbf{B} - \frac{1}{\sigma} \mathbf{J} \right]$$

$$\nabla \times \left[-\frac{1}{\sigma} \mathbf{J} \right] = \nabla \times \left[-\frac{1}{\sigma \mu_0} \nabla \times \mathbf{B} \right] = \eta \nabla^2 \mathbf{B} \quad \eta = \frac{1}{\mu_0 \sigma} \quad \text{magnetic diffusivity}$$

Reality: Conducting fluid – MHD

If \mathbf{B} is weak: kinematic equations

Fluid dynamics

$$\left\{ \begin{array}{l} \frac{\partial \rho}{\partial t} = -\nabla \cdot (\rho \mathbf{v}) \\ \rho \frac{\partial \mathbf{v}}{\partial t} + \rho (\mathbf{v} \cdot \nabla) \mathbf{v} = -\nabla p + \rho \mathbf{g} + \nabla \cdot \vec{\sigma} \\ \rho c_v \left(\frac{\partial T}{\partial t} + \mathbf{v} \cdot \nabla T \right) = -\frac{2}{3} T \nabla \cdot \mathbf{v} + \nabla \mathbf{v} : \vec{\sigma} + \dot{Q} \end{array} \right.$$

Traditional
(neutral) fluid –
solve first

Faraday's
+ Ohm's laws

$$\frac{\partial \mathbf{B}}{\partial t} + (\mathbf{v} \cdot \nabla) \mathbf{B} = (\mathbf{B} \cdot \nabla) \mathbf{v} - \mathbf{B} (\nabla \cdot \mathbf{v}) + \eta \nabla^2 \mathbf{B}$$

Linear equation for $\mathbf{B}(\mathbf{x}, t)$ – solve w/ known $\mathbf{v}(\mathbf{x}, t)$

Dynamo action in MHD

$$\underbrace{\frac{D\mathbf{B}}{Dt}}_{\frac{\partial\mathbf{B}}{\partial t} + (\mathbf{v} \cdot \nabla)\mathbf{B}} \quad \underbrace{\mathbf{B} \cdot [\nabla\mathbf{v} - \mathbf{I}(\nabla \cdot \mathbf{v})]}_{(\mathbf{B} \cdot \nabla)\mathbf{v} - \mathbf{B}(\nabla \cdot \mathbf{v})} = \mathbf{B} \cdot \mathbf{M}$$

$$\frac{\partial\mathbf{B}}{\partial t} + (\mathbf{v} \cdot \nabla)\mathbf{B} = (\mathbf{B} \cdot \nabla)\mathbf{v} - \mathbf{B}(\nabla \cdot \mathbf{v}) + \eta\nabla^2\mathbf{B}$$

If \mathbf{M} has a positive eigenvalue $\lambda > 0$

\mathbf{B} can grow exponentially: **DYNAMO ACTION**

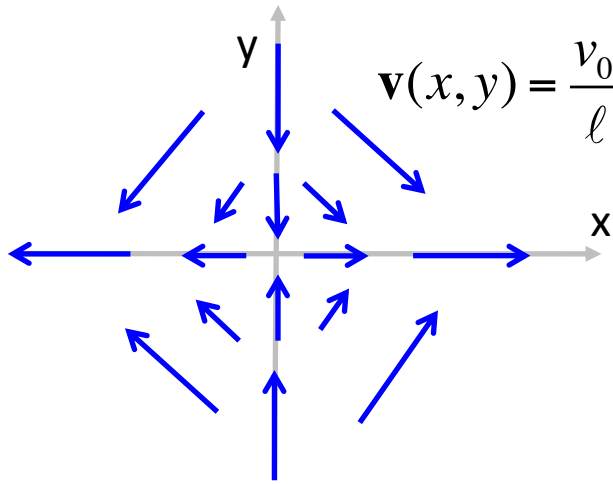
- $\mathbf{B} \rightarrow -\mathbf{B}$: same e-vector \rightarrow same λ
- Reverse velocity AND reflect in mirror $\rightarrow \lambda \rightarrow \lambda$
- Do one and not the other $\rightarrow \lambda \rightarrow -\lambda$

$$\gamma \sim \frac{v}{\ell} - \frac{\eta}{\ell^2} = \frac{v}{\ell} \left(1 - \frac{\eta}{\ell v} \right)$$

↙ λ $\eta\nabla^2$ ↘

Growth: $Rm = \frac{\ell v}{\eta} = \mu_0 \ell v \sigma > 1$

Q: What kind of flow has $\lambda > 0$?

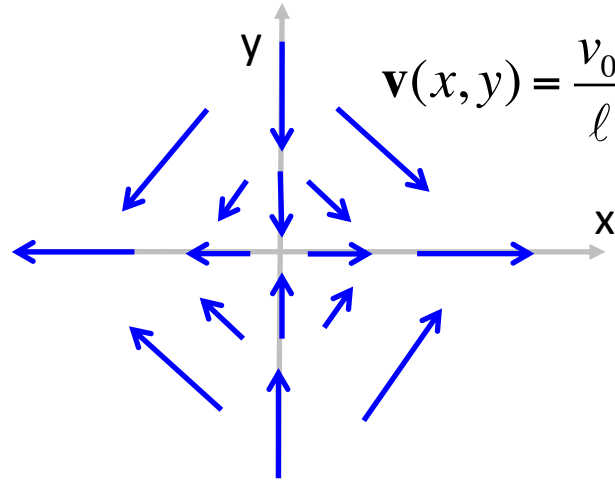


$$\mathbf{v}(x, y) = \frac{v_0}{\ell} (x\hat{\mathbf{x}} - y\hat{\mathbf{y}})$$

$$\mathbf{M} = \begin{bmatrix} \partial v_x / \partial x & \partial v_x / \partial y \\ \partial v_y / \partial x & \partial v_y / \partial y \end{bmatrix} = \frac{v_0}{\ell} \begin{bmatrix} 1 & 0 \\ 0 & -1 \end{bmatrix}$$

$$\mathbf{M} \cdot \begin{bmatrix} B_0 \\ 0 \end{bmatrix} = \frac{v_0}{\ell} \cdot \begin{bmatrix} B_0 \\ 0 \end{bmatrix} \quad \lambda = +\frac{v_0}{\ell}$$

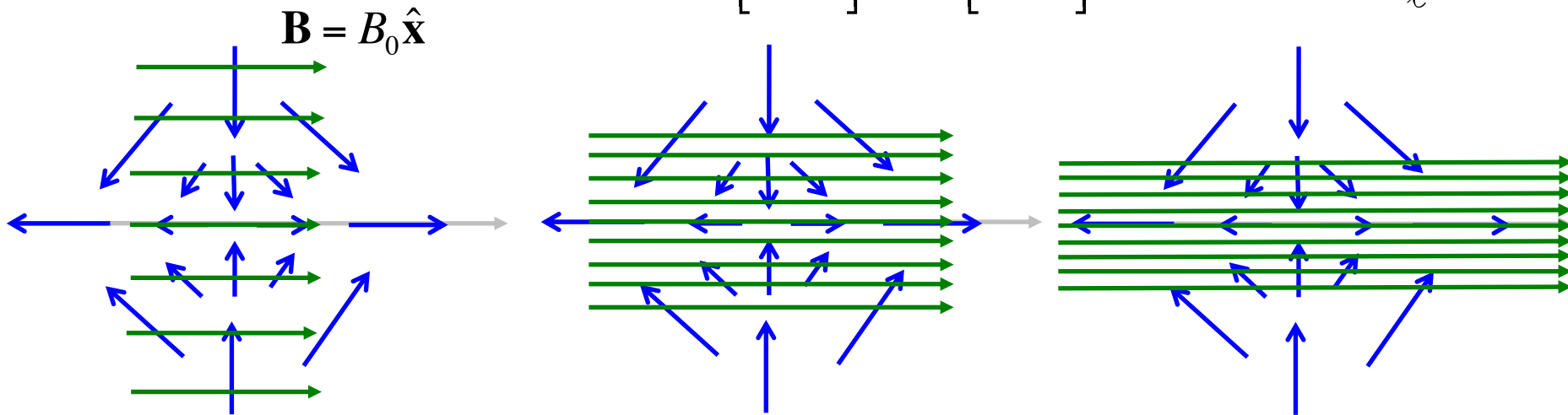
Q: What kind of flow has $\lambda > 0$?



$$\mathbf{v}(x, y) = \frac{v_0}{\ell} (x\hat{\mathbf{x}} - y\hat{\mathbf{y}})$$

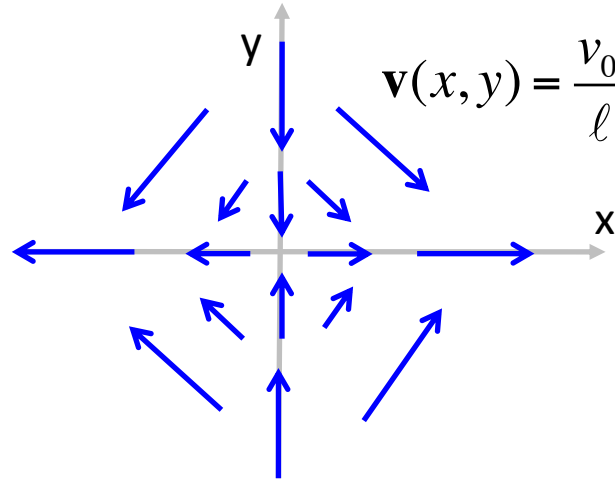
$$\mathbf{M} = \begin{bmatrix} \partial v_x / \partial x & \partial v_x / \partial y \\ \partial v_y / \partial x & \partial v_y / \partial y \end{bmatrix} = \frac{v_0}{\ell} \begin{bmatrix} 1 & 0 \\ 0 & -1 \end{bmatrix}$$

$$\mathbf{M} \cdot \begin{bmatrix} B_0 \\ 0 \end{bmatrix} = \frac{v_0}{\ell} \cdot \begin{bmatrix} B_0 \\ 0 \end{bmatrix} \quad \lambda = +\frac{v_0}{\ell}$$



A: stretching flow

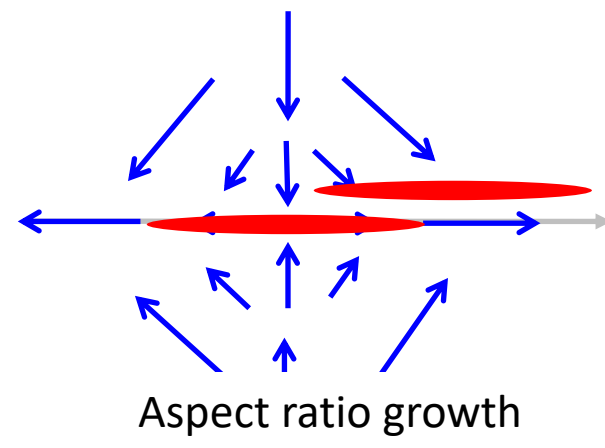
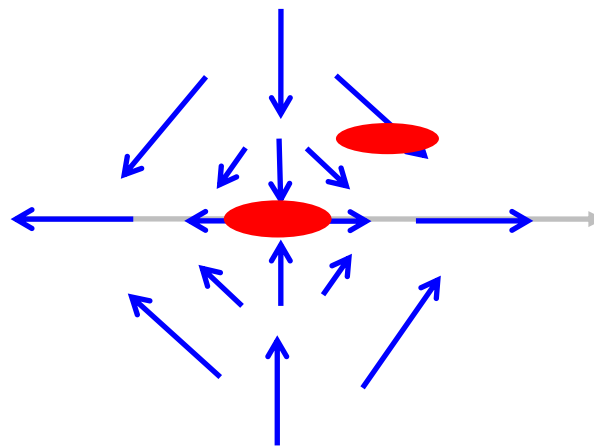
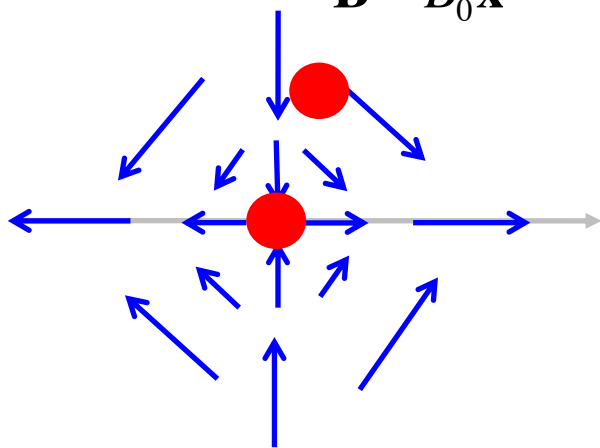
Q: What kind of flow has $\lambda > 0$?



$$M = \begin{bmatrix} \partial v_x / \partial x & \partial v_x / \partial y \\ \partial v_y / \partial x & \partial v_y / \partial y \end{bmatrix} = \frac{v_0}{\ell} \begin{bmatrix} 1 & 0 \\ 0 & -1 \end{bmatrix}$$

$$M \cdot \begin{bmatrix} B_0 \\ 0 \end{bmatrix} = \frac{v_0}{\ell} \cdot \begin{bmatrix} B_0 \\ 0 \end{bmatrix} \quad \lambda = +\frac{v_0}{\ell}$$

$$\mathbf{B} = B_0 \hat{\mathbf{x}}$$



A: stretching flow

Aspect ratio growth
 \sim Lyapunov exponent

Q: What kind of flow has $\lambda > 0$?

- Turbulent flows have pos. Lyapunov exponent: $\lambda > 0$

- tend to stretch balls into strands 
- tend to amplify fields

- Conditions for turbulence:

- driving: e.g. Rayleigh-Taylor instability
- viscosity fights driving – must be small

$$Re = \frac{\ell v}{\nu} \gg 1$$

- Rotation can organize turbulence:

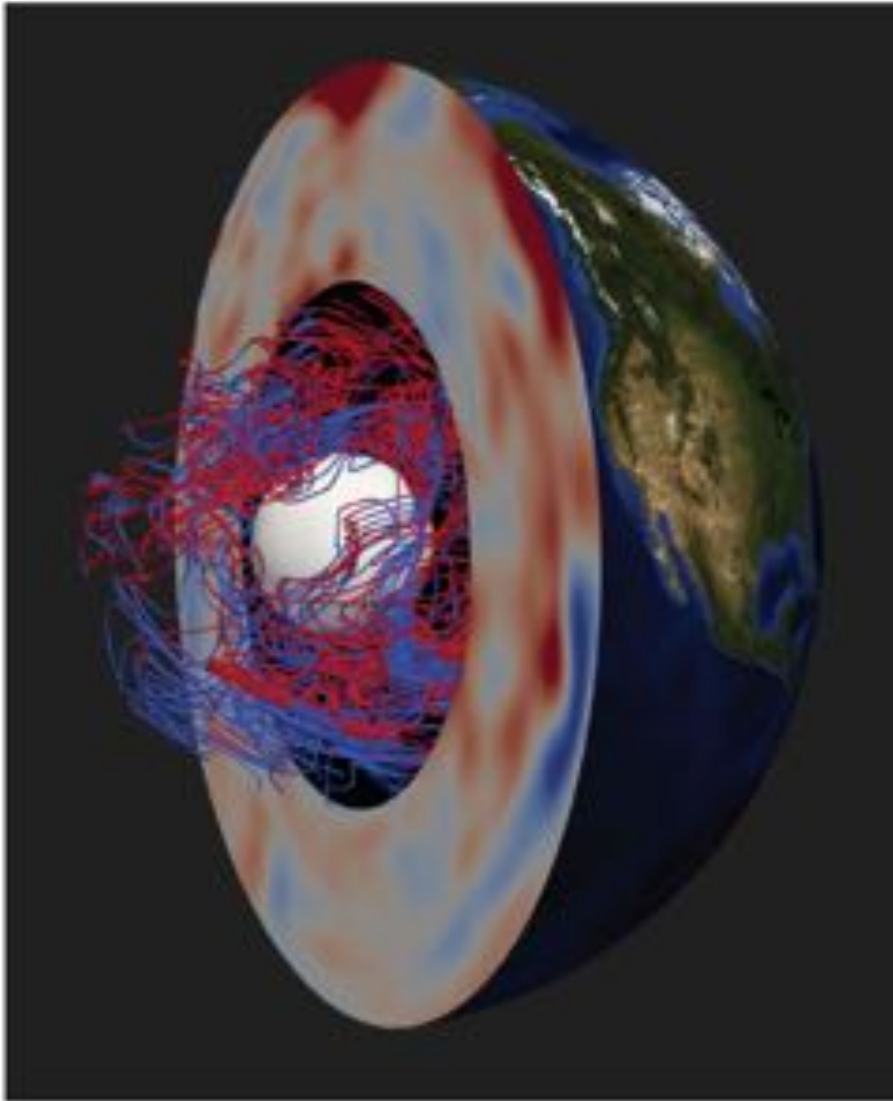
align stretching direction \rightarrow azimuthal (toroidal) – known as Ω -effect

– must be significant w.r.t. fluid motion

$$Ro = \frac{v}{\ell \Omega} \ll 1$$

	η [m ² /s]	ν [m ² /s]	L [m]	v [m/s]	Ω [rad/s]	Rm	Re	Ro
Sun (CZ)	1	10 ⁻²	10 ⁸	1	10 ⁻⁶	10 ⁸	10 ¹⁰	10 ⁻²
Earth (core)	1	10 ⁻⁵	10 ⁶	10 ⁻⁴	10 ⁻⁴	10 ²	10 ⁷	10 ⁻⁶

DYNAMO INGREDIENTS



(1) electrically conducting fluid

- Plasma (stars)
- Liquid iron (terrestrial planets)
- Metallic hydrogen (gas giants)
- Ionized water (ice giants)

(2) fluid must have complex motions

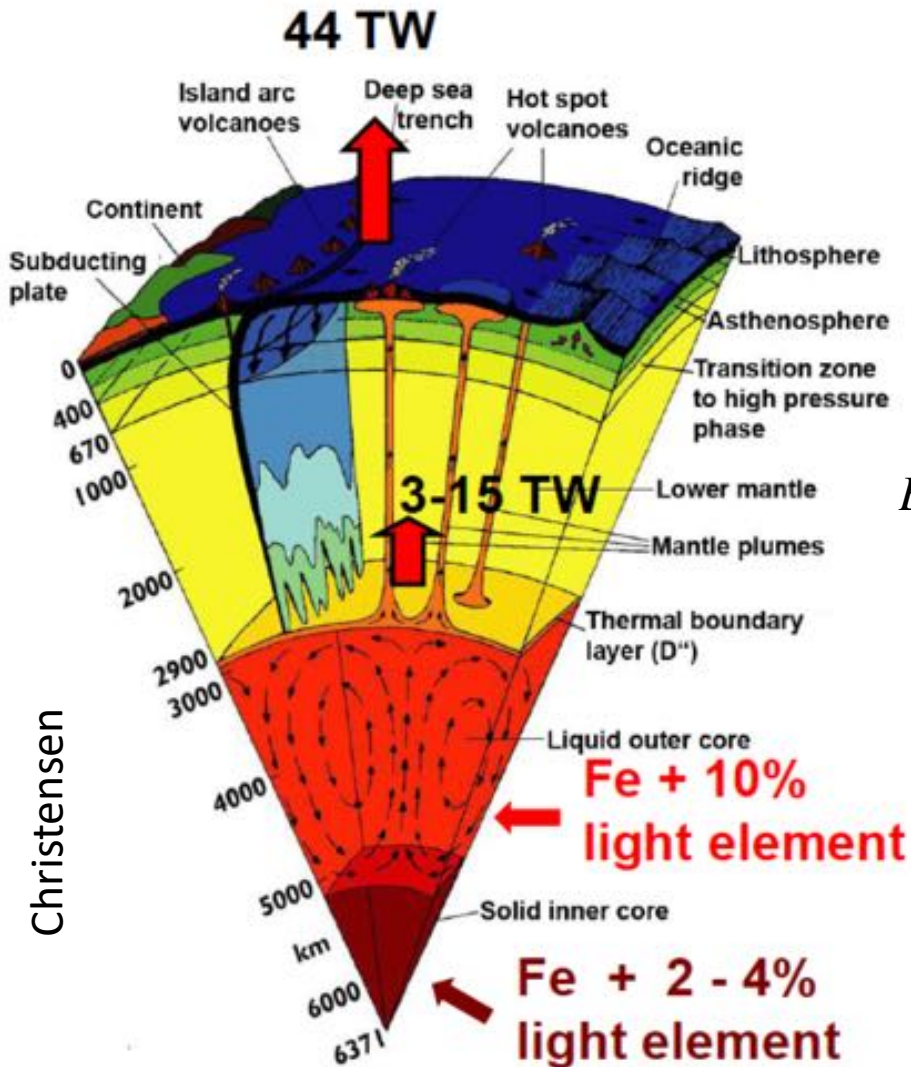
- Complex turbulent flows
- Rotation: breaks mirror-symmetry not required, but needed for large-scale, organized fields

(3) motions must be vigorous enough

- Figure of merit: Magnetic Reynold's #

$$Rm = \text{velocity} \times \text{size} \times \text{conductivity}$$

How this works for Earth



Non-conducting mantle

$$\nabla \times \mathbf{B} = \mu_0 \mathbf{J} = 0$$

$$\mathbf{B} = -\nabla \chi \quad \nabla \cdot \mathbf{B} = -\nabla^2 \chi = 0$$

$$\chi(r, \theta, \phi) = \sum_{\ell, m} \tilde{g}_{\ell, m} Y_{\ell}^m(\theta, \phi) \left(\frac{R_{\oplus}}{r} \right)^{\ell+1}$$

$$B_r(r, \theta, \phi) = -\frac{\partial \chi}{\partial r} = \sum_{\ell, m} (\ell+1) \tilde{g}_{\ell, m} Y_{\ell}^m(\theta, \phi) \left(\frac{R_{\oplus}}{r} \right)^{\ell+2}$$

simplifies w/ increasing r

Turbulent conducting fluid:
DYNAMO

$$\nabla \times \mathbf{B} = \mu_0 \mathbf{J} \neq 0$$

Complex flows – complex field

A Spherical Harmonic Refresher

$l = 1$
dipole


$$Y_1^0(\theta, \varphi) \sim \cos \theta \quad Y_1^{\pm 1}(\theta, \varphi) \sim \sin \theta e^{\pm i\varphi}$$

$$\tilde{g}_{1,\pm 1} \sim g_{1,1} \mp ih_{1,1} \quad (g_{1,0}, g_{1,1}, h_{1,1}) \leftrightarrow \vec{\mu} \quad \text{dipole moment}$$

$l = 2$
quadrupole

$$Y_2^0(\theta, \varphi) \sim \frac{3}{4} \cos 2\theta + \frac{1}{4} \quad Y_2^{\pm 2}(\theta, \varphi) \sim \sin^2 \theta e^{\pm 2i\varphi}$$

$l=2$



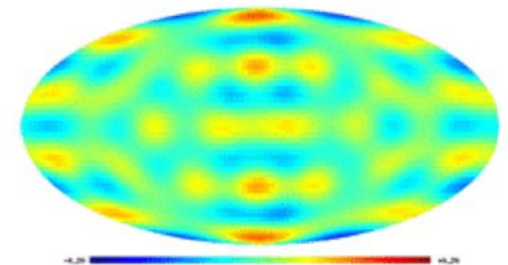

$$(g_{2,0}, g_{2,1}, h_{2,1}, g_{2,2}, h_{2,2}) \leftrightarrow \vec{Q} \quad \text{quadrupole tensor}$$

higher l :

$$Y_l^0(\theta, \varphi) \sim \cos^l \theta + \dots \quad Y_l^{\pm l}(\theta, \varphi) \sim \sin^l \theta e^{\pm li\varphi}$$

Finer scale: l periods around circle

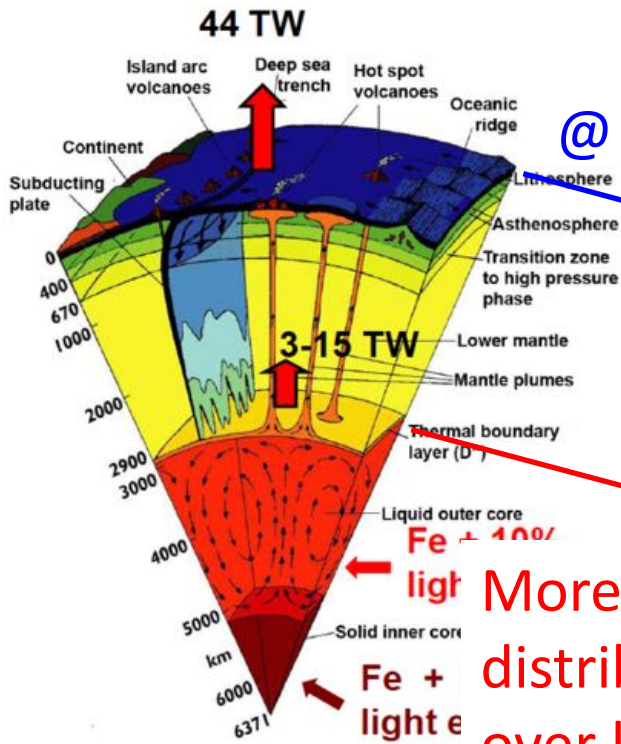
More components: $2l + 1$ real coefficients



$l = 9$

$$B_r(r, \theta, \phi) = \sum_{\ell, m} (\ell + 1) \tilde{g}_{\ell, m} Y_{\ell}^m(\theta, \phi) \left(\frac{R_{\oplus}}{r} \right)^{\ell+2}$$

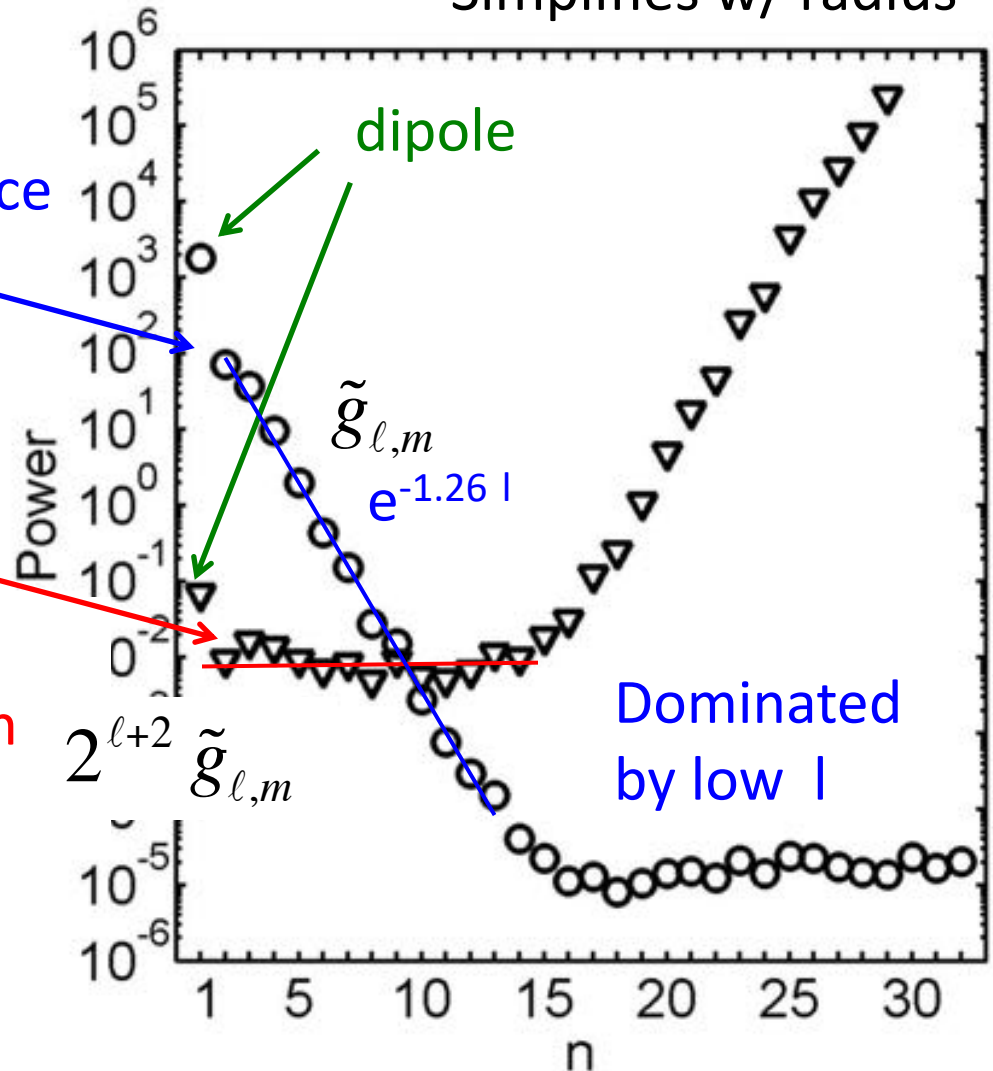
Simplifies w/ radius



@ surface

More even distribution over l

@ core-mantle boundary

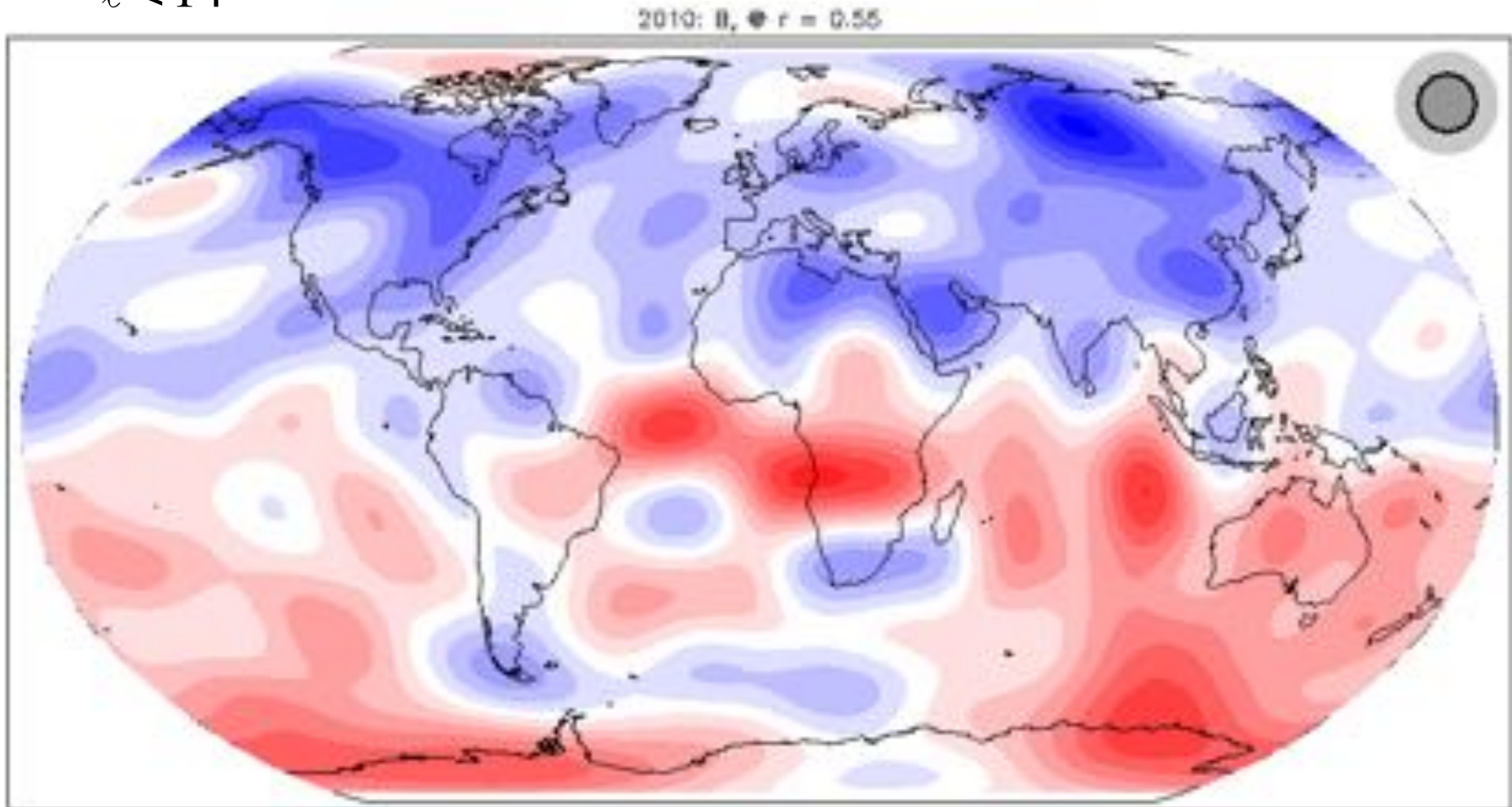


Christensen

Observation: what B_r looks like today

@ core-mantle boundary: lower boundary of potential region

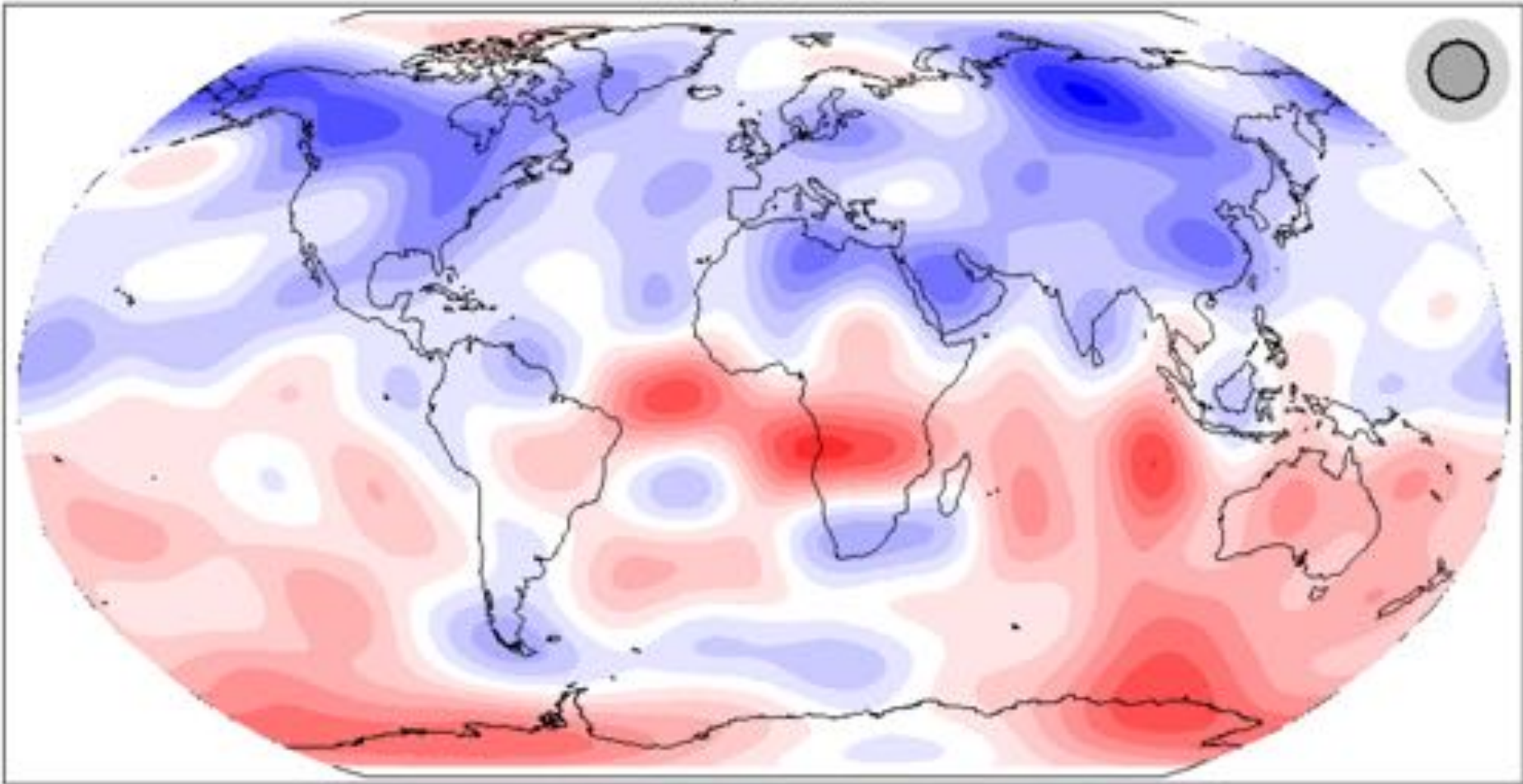
$l < 14$



Simplifies w/ increasing r

$$B_r(r, \theta, \phi) = -\frac{\partial \chi}{\partial r} = \sum_{\ell, m} (\ell + 1) \tilde{g}_{\ell, m} Y_{\ell}^m(\theta, \phi) \left(\frac{R_{\oplus}}{r} \right)^{\ell+2}$$

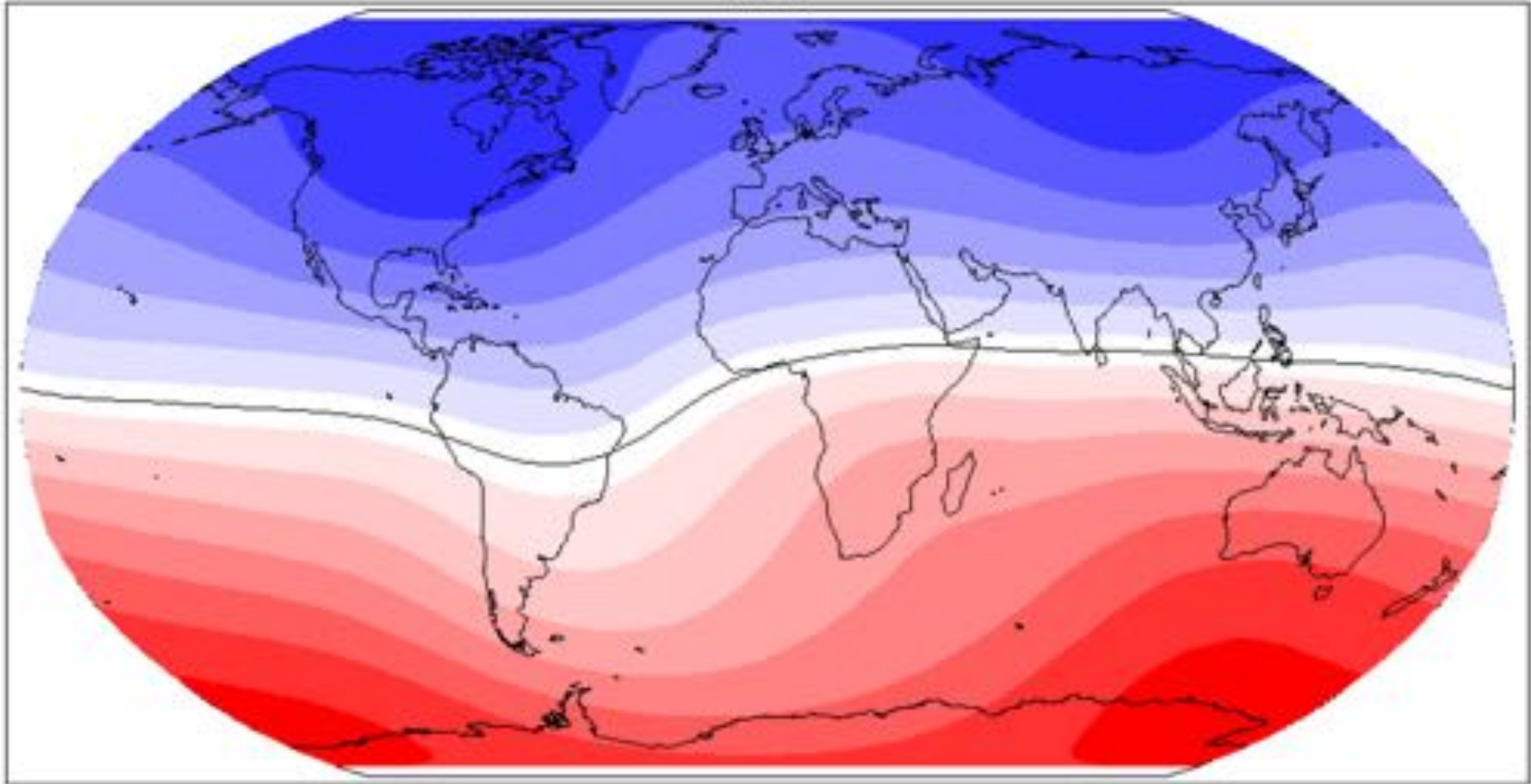
2010: B, @ r = 0.55



Evolution of field

@ surface for 100 years

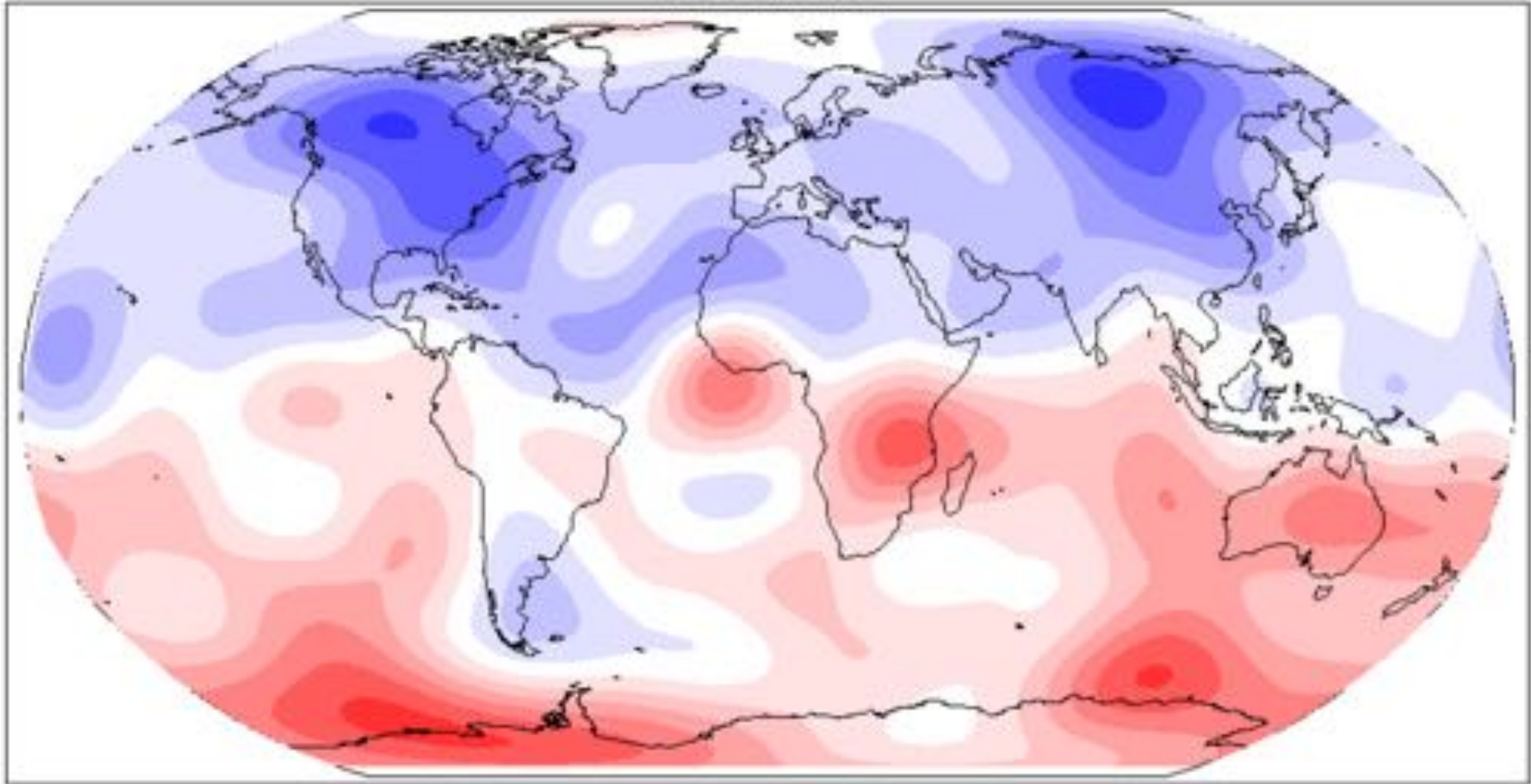
B, 1900



Evolution of field

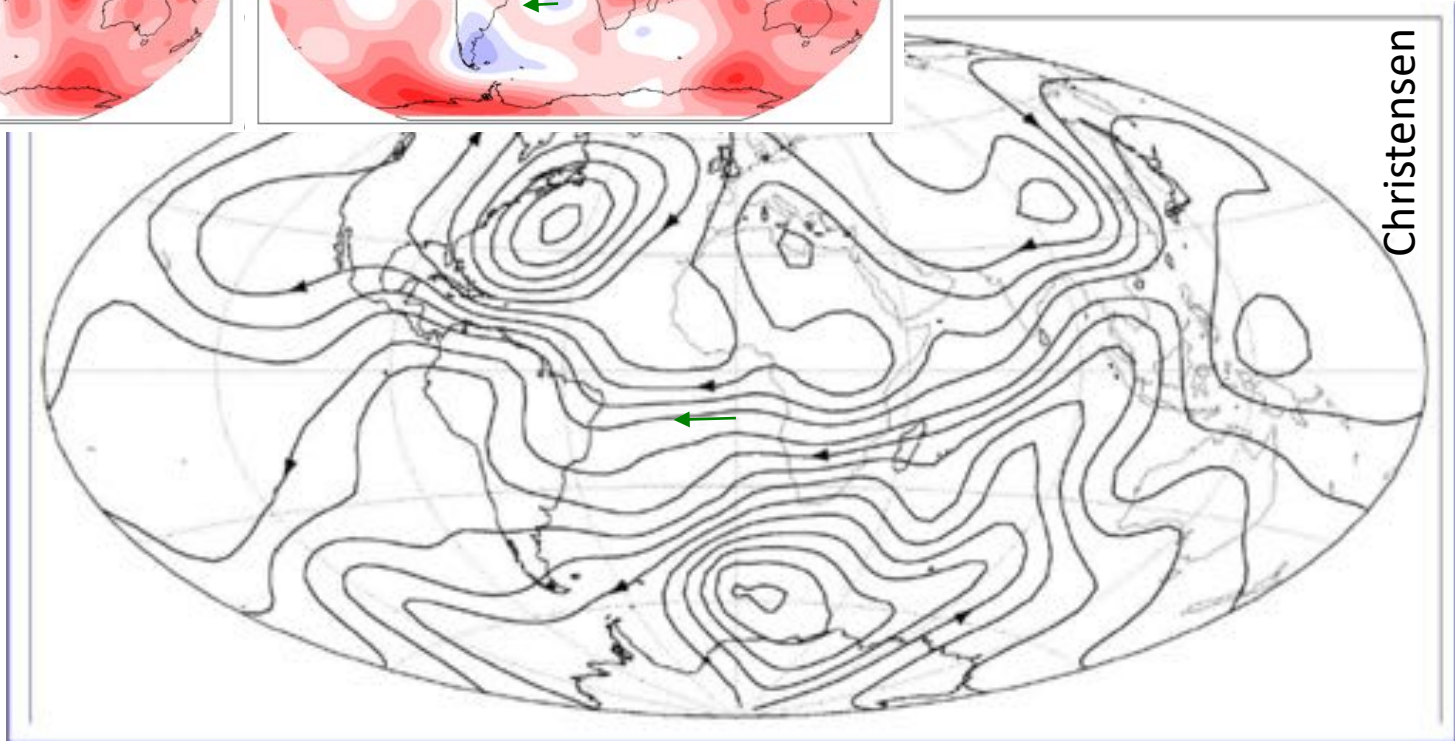
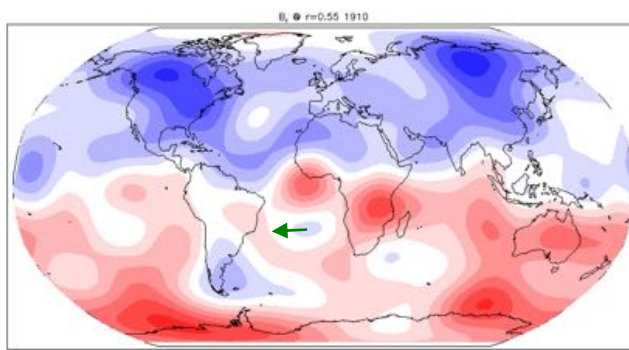
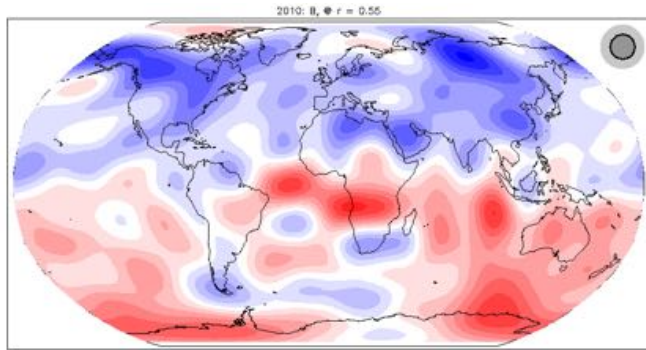
@ core-mantle boundary for 100 years

B_r @ $r=0.55$ 1900



Use evolution to infer fluid velocity

$v \sim 3 \times 10^{-4} \text{ m/s}$
 $\rightarrow \Delta x = 1,000 \text{ km}$
 $\rightarrow \text{in 100 years}$



Subsonic flow,
Ignore
stratification

$$\nabla \cdot \mathbf{v} = 0$$

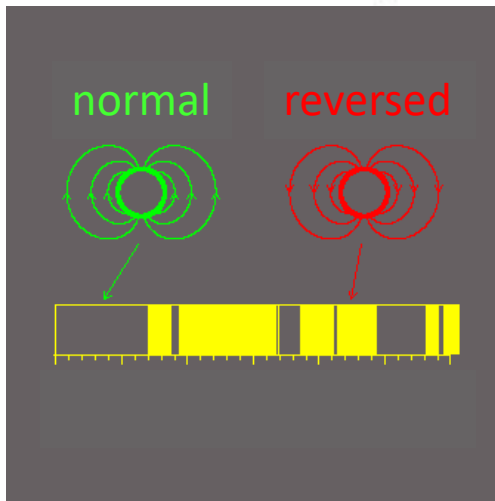

Ignore diffusion

$$\frac{\partial \mathbf{B}}{\partial t} + (\mathbf{v} \cdot \nabla) \mathbf{B} = (\mathbf{B} \cdot \nabla) \mathbf{v} - \mathbf{B}(\nabla \cdot \mathbf{v}) + \eta \nabla^2 \mathbf{B}$$

known

$$\frac{\partial B_r}{\partial t} + \nabla \cdot (\mathbf{v} B_r) = 0$$

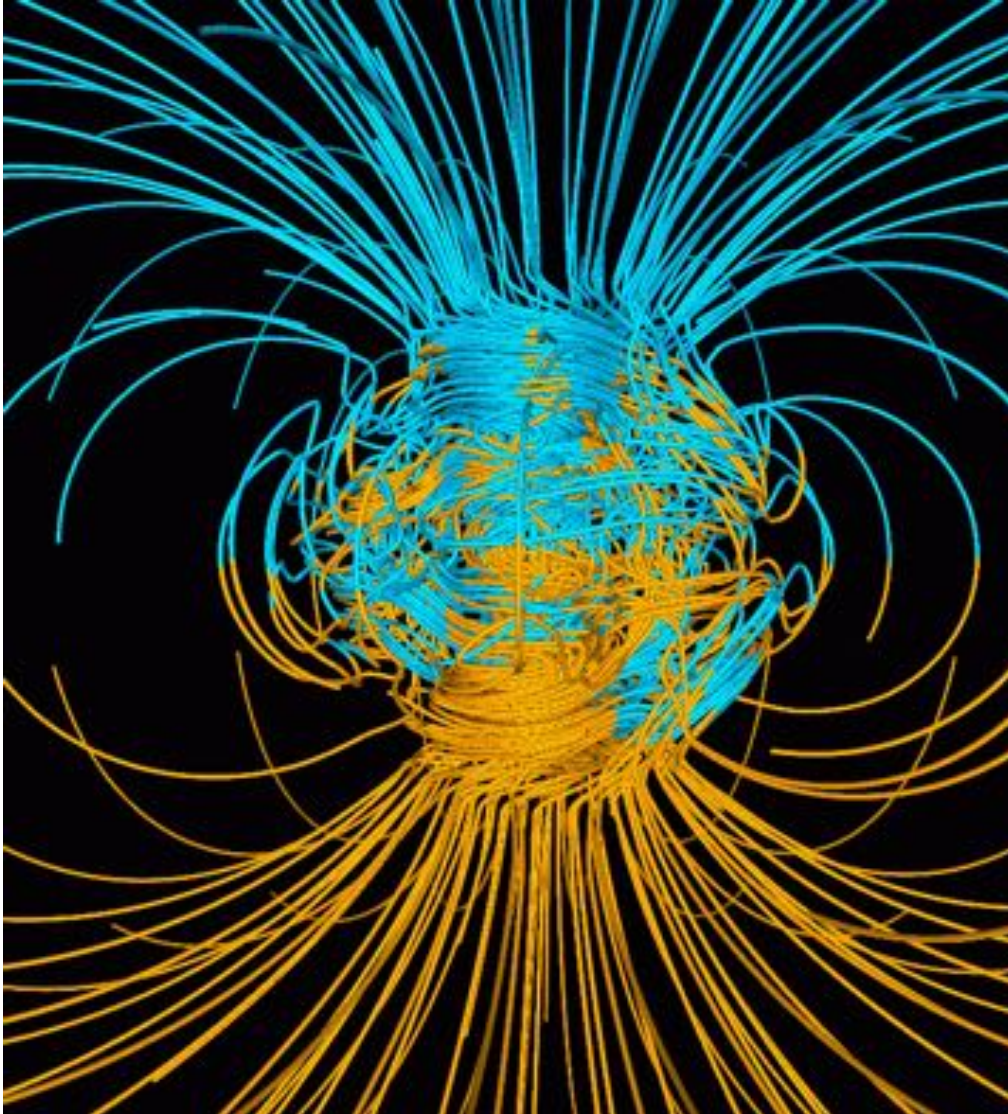
Longer-term evolution



Like toy dynamo, Earth works in 2 modes. Flips between them seemingly at random

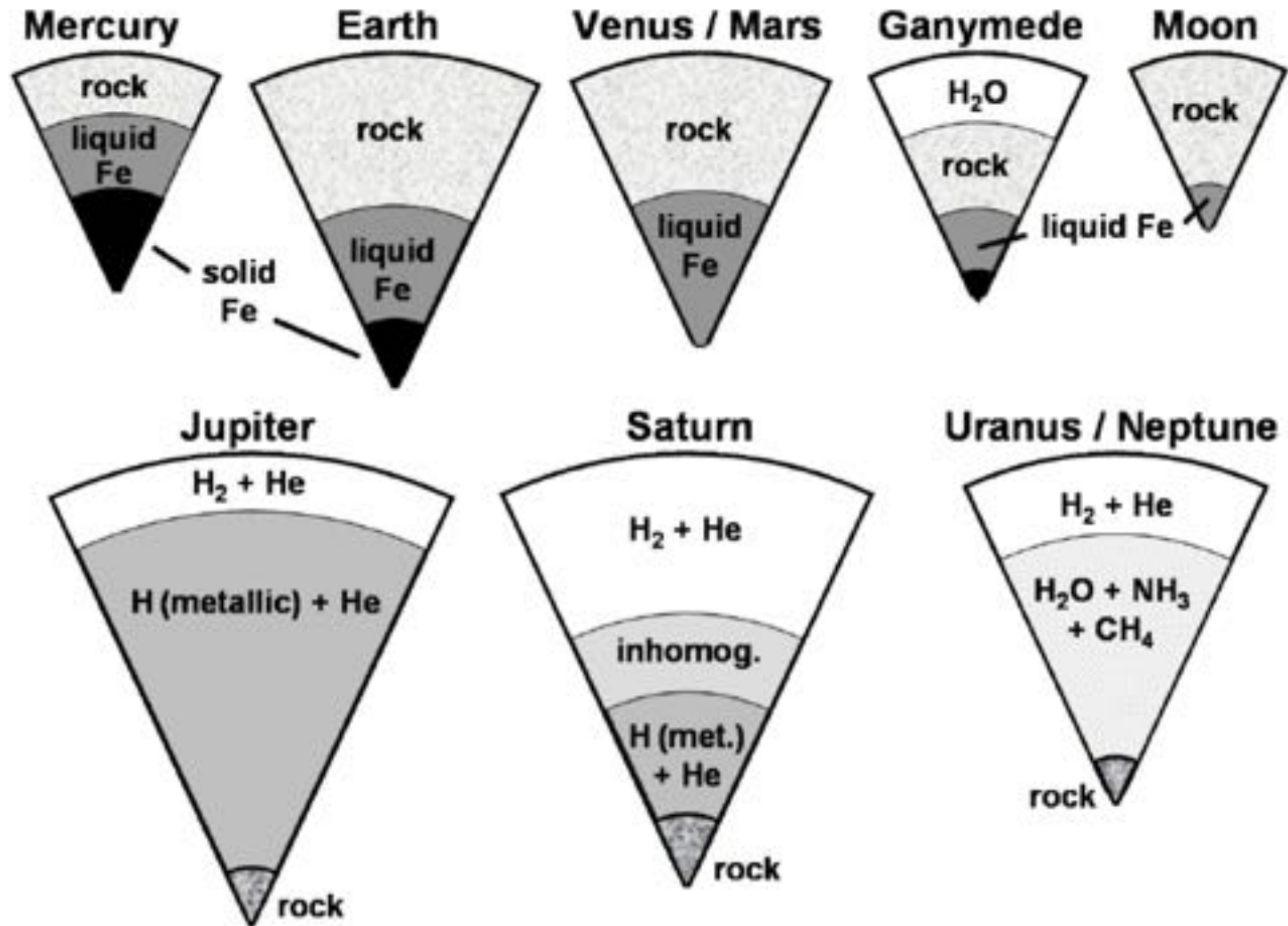
Model geodynamo

<http://www.es.ucsc.edu/~glatz/geodynamo.html>



- Glatzmaier & Roberts 1995
- Numerical solution of MHD
- Toroidal structure inside convecting core

Other planets

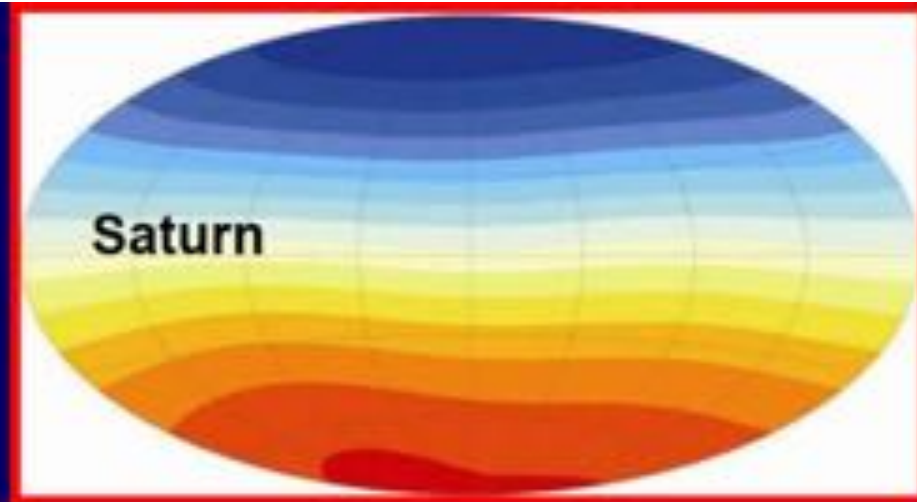
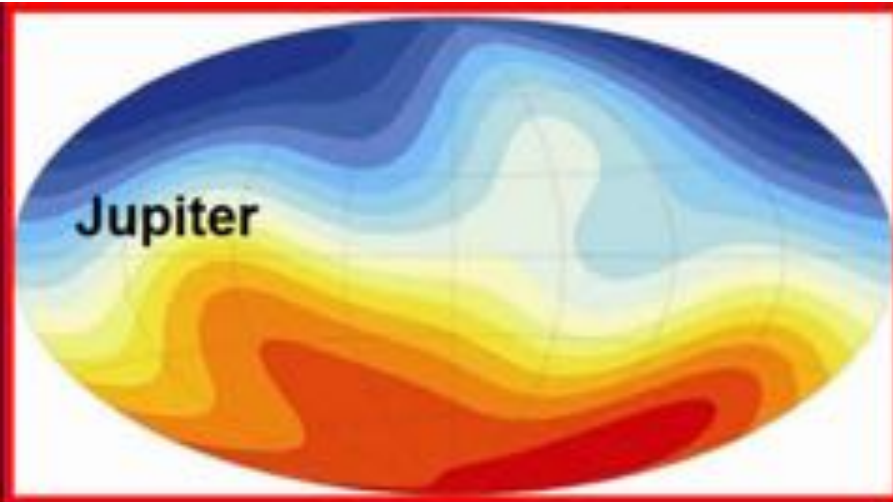


Other planets

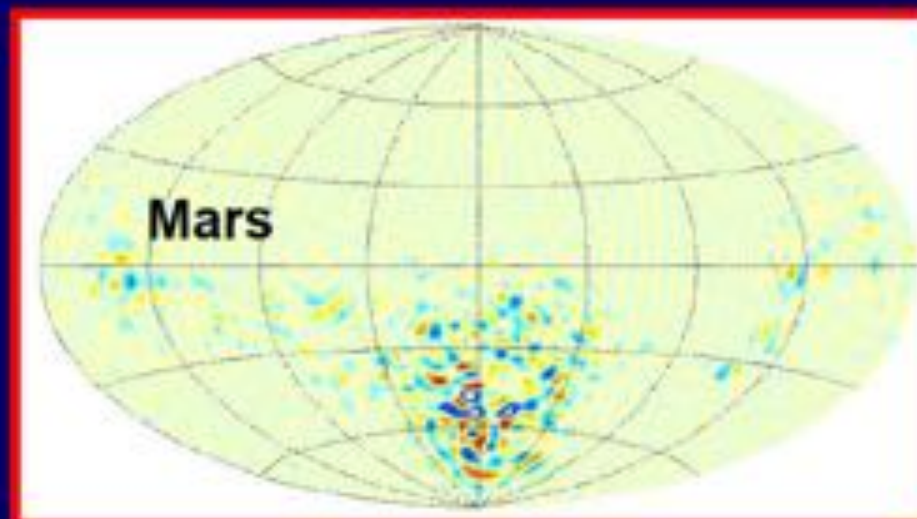
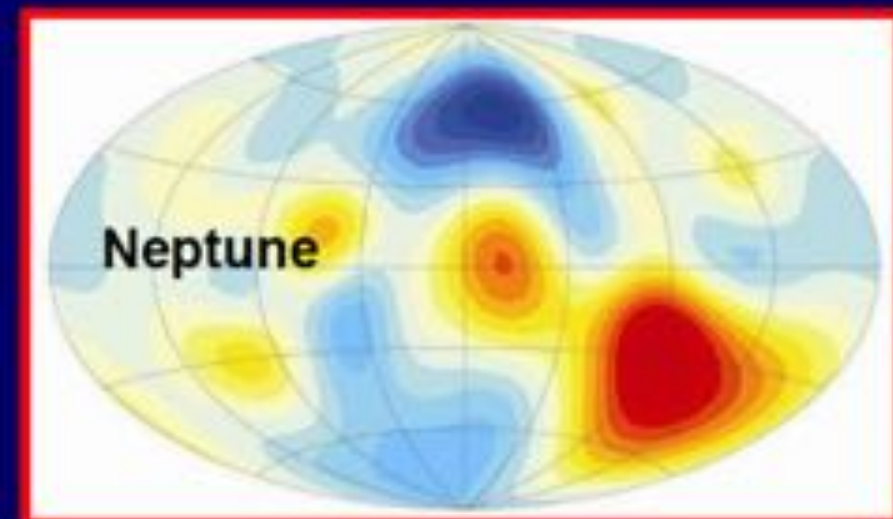
Christensen

Planet	Dynamo	R_c/R_p	B_s [μ T]	Dip. tilt	<u>Quadr</u> Dipole
Mercury	Yes (?)	0.75	0.35	$<5^\circ$?	0.1-0.5
Venus	No	0.55			
Earth	Yes	0.55	44	10.4°	0.04
Moon	No	0.2 ?			
Mars	No, but in past	0.5			
Jupiter	Yes	0.84	640	9.4°	0.10
Saturn	Yes	0.6	31	0°	0.02
Uranus	Yes	0.75	48	59°	1.3
Neptune	Yes	0.75	47	45°	2.7
Ganymede	Yes	0.3 ?	1.0	$<5^\circ$?	?

What that means

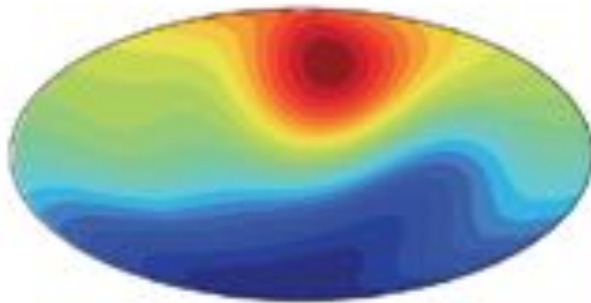


Christensen

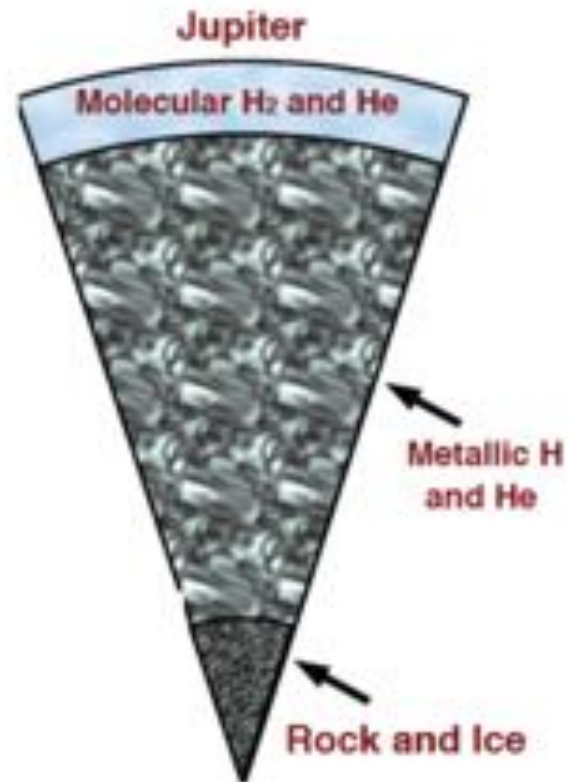




GAS GIANTS

Jupiter



Saturn

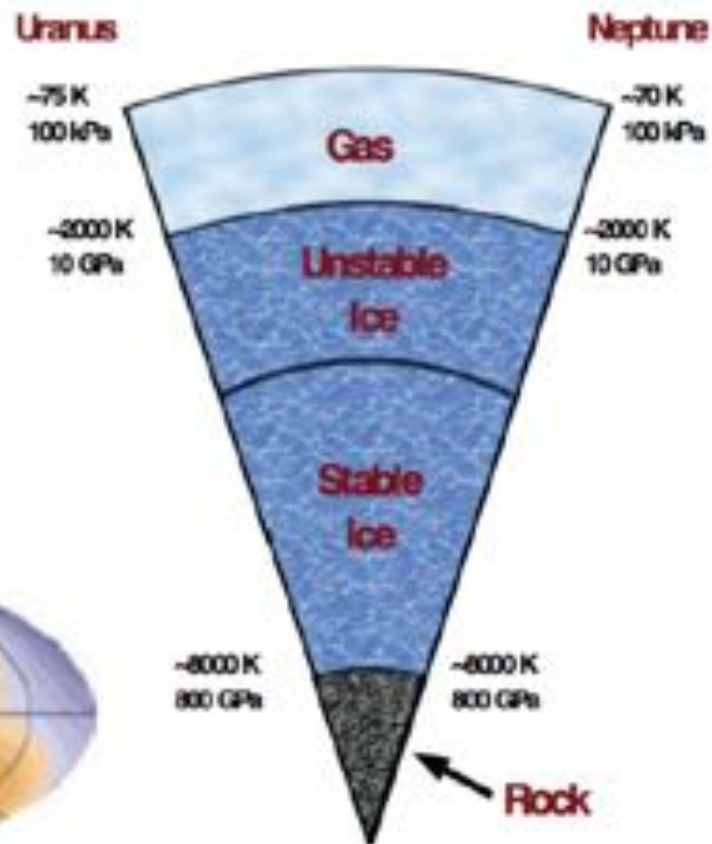
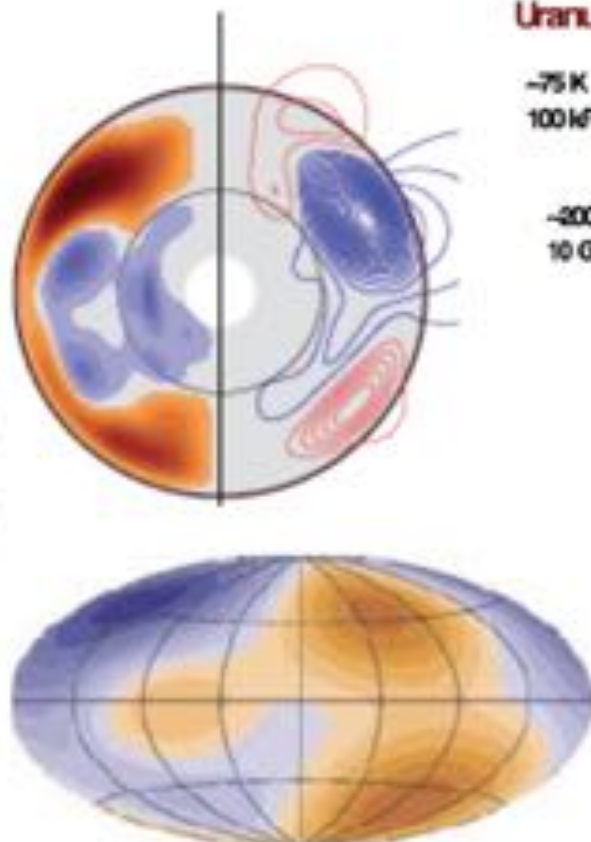
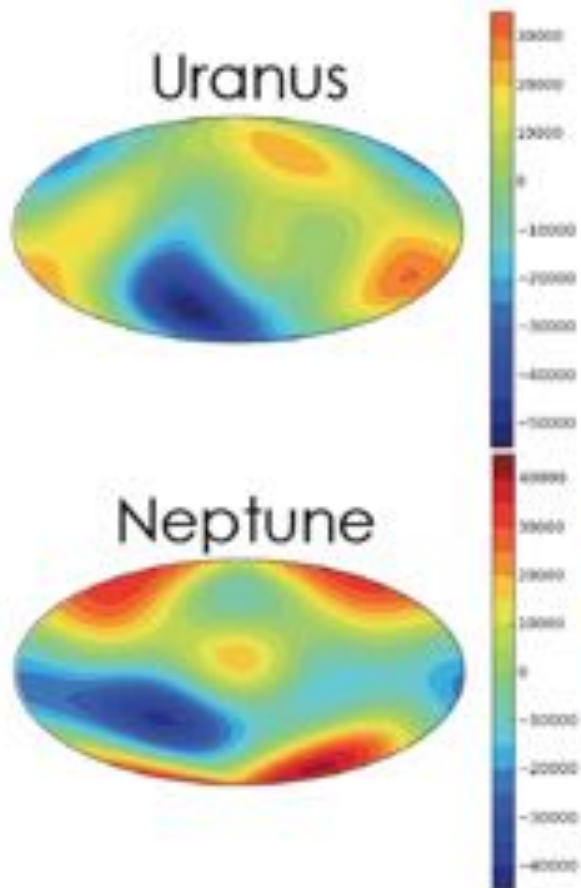


- large pressure range → radially variable properties can be important

ICE GIANTS

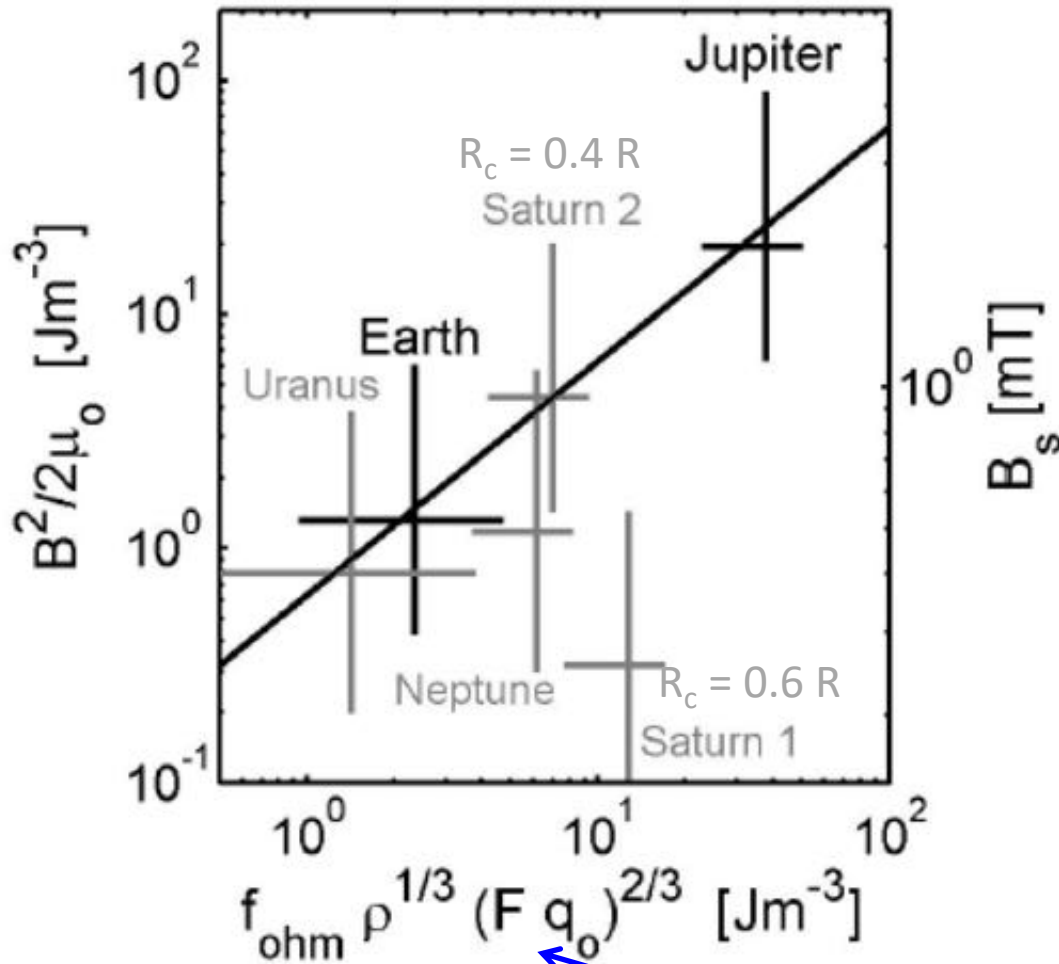
Stanley & Bloxham 2004, 2006

- work in a geometry suggested by low heat flow observations



Level of saturation

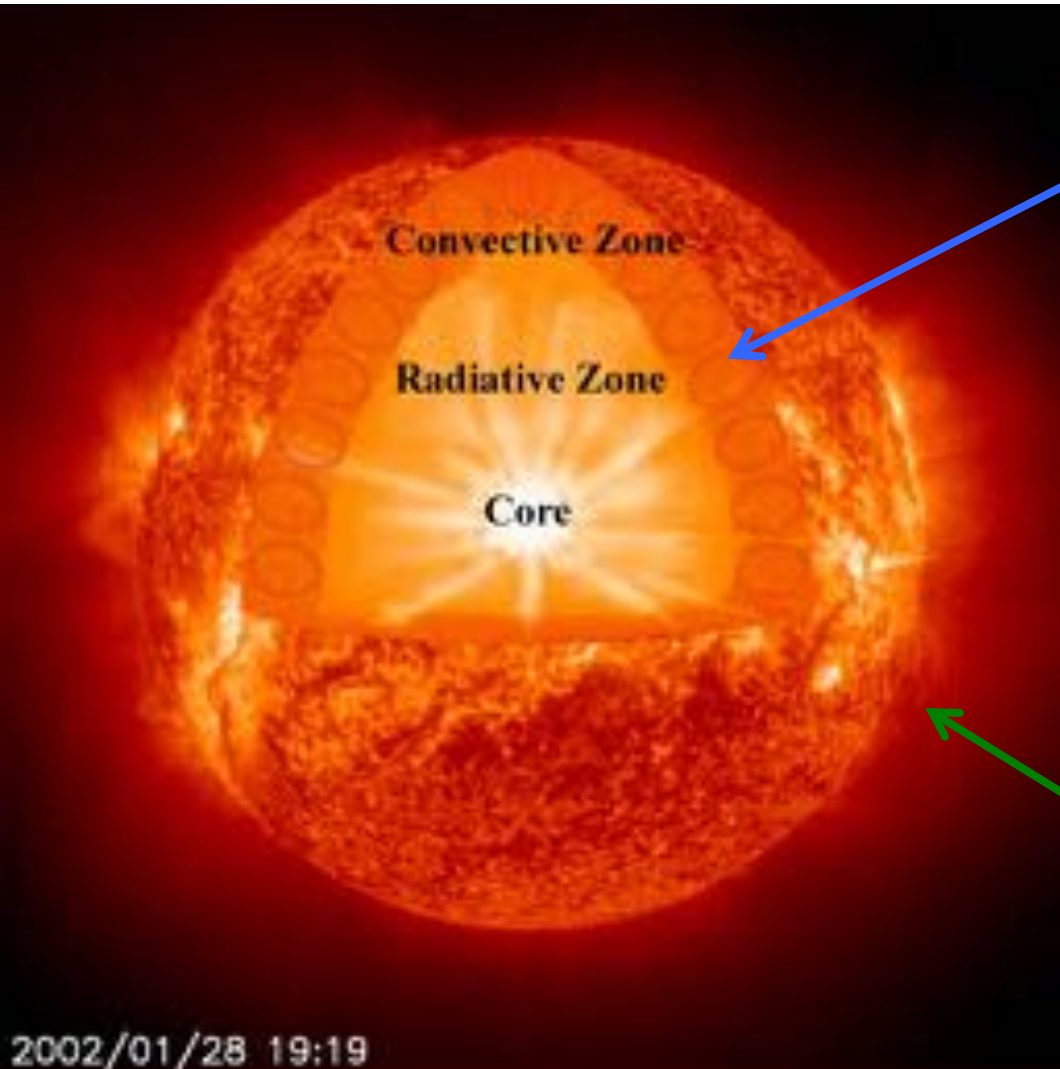
from Christensen



B saturates
(exp growth ends)
when driving
power – thermal
conduction q_0 –
balances Ohmic
dissipation

dimensionless factors

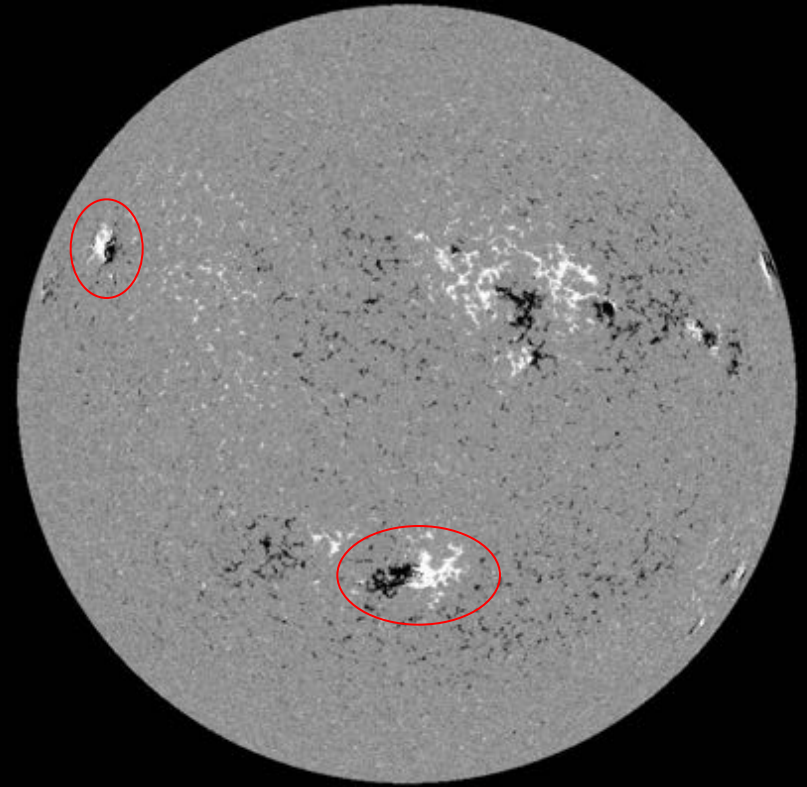
How it works in the Sun



- Entire Star: H/He plasma
- Convection Zone (CZ)
 - Outer 200,000 km
 - Turbulence:
 $Re = 10^{10}$
 - Thermally driven
 - Good conductor
 $Rm = 10^8$
 - Rotation effective
 $Ro = 10^{-2}$
- Corona – conductive but tenuous:
J smaller (~ 0 ?)

Evidence of the dynamo

Magnetic field where there are sunspots

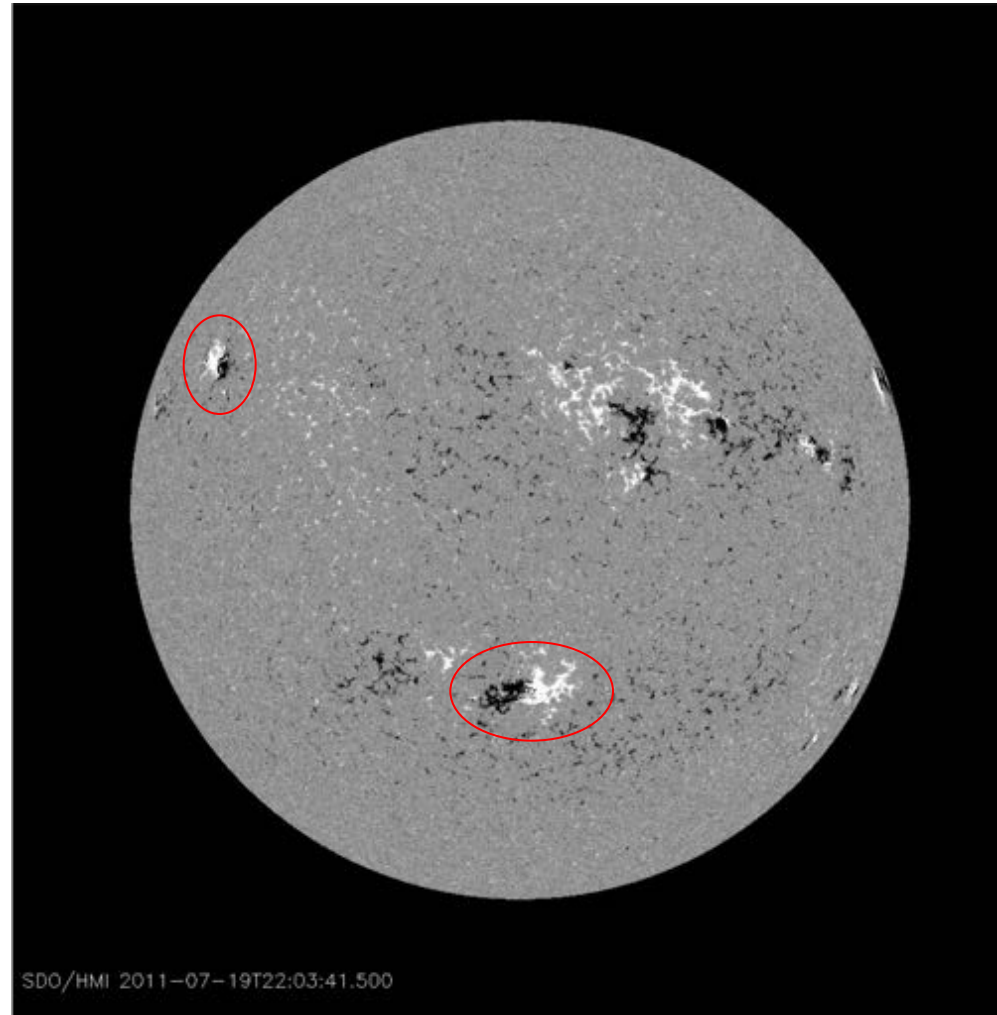
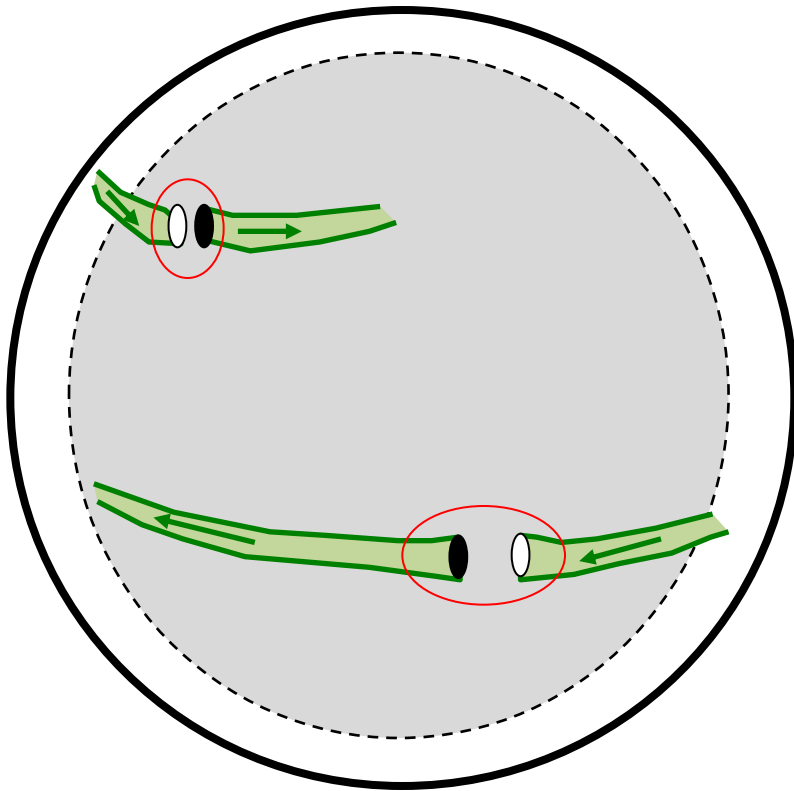


Field outside sunspots and elsewhere too

SDO/AIA-4500 20110719_230008


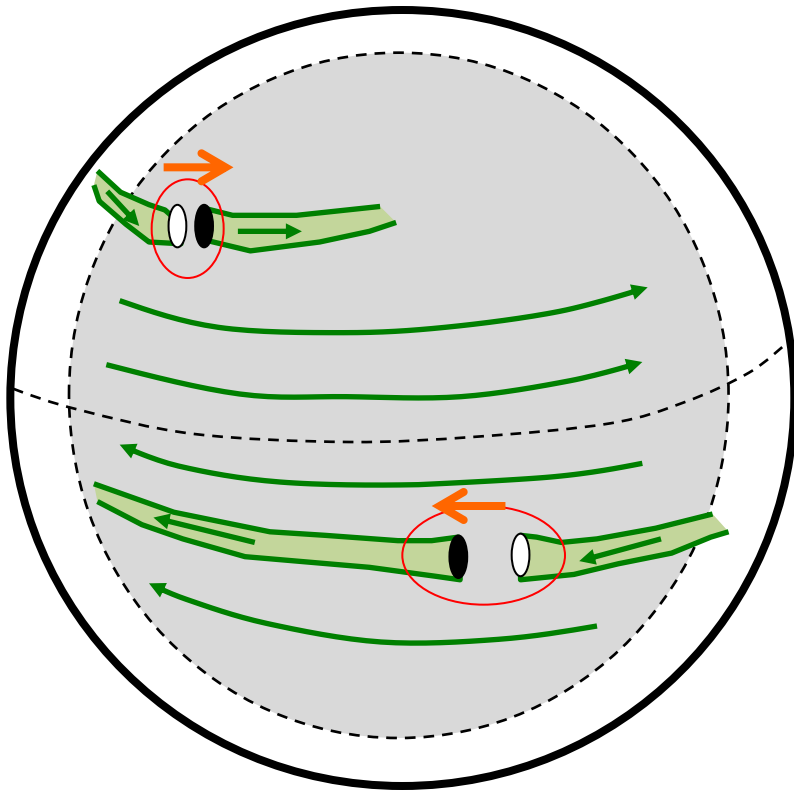
Evidence of the dynamo


Field is **fibril**




Evidence of the dynamo

Field orientation: mostly toroidal






Synoptic plot: unwrapped
view built up over time



$l < 14$ @ 2001-05-19T20:26:15.000Z




$$Rm = 10^8$$

$$Ro = 10^{-2}$$

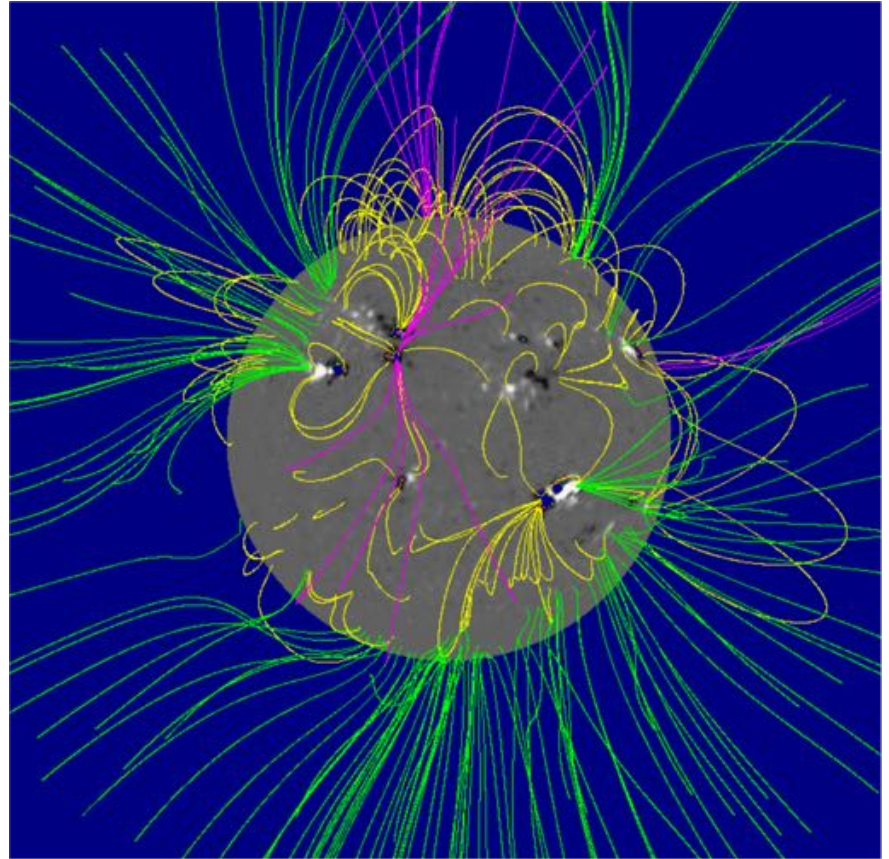

Dynamo
comparison:
Sun vs. Earth

Earth 2010 @ $r = 0.55$; $l < 14$



$$Rm = 10^2$$

$$Ro = 10^{-6}$$



Assume corona has small
(negligible) current:


$$\nabla \times \mathbf{B} = \mu_0 \mathbf{J} = 0$$

$$\mathbf{B} = -\nabla \chi$$

$$\nabla \cdot \mathbf{B} = -\nabla^2 \chi = 0$$

$$\chi(r, \theta, \phi) = \sum_{\ell, m} \tilde{g}_{\ell, m} Y_{\ell}^m(\theta, \phi) \left(\frac{R_{\oplus}}{r} \right)^{\ell+1}$$

Sun 2001-05-19T20:26:15.000Z

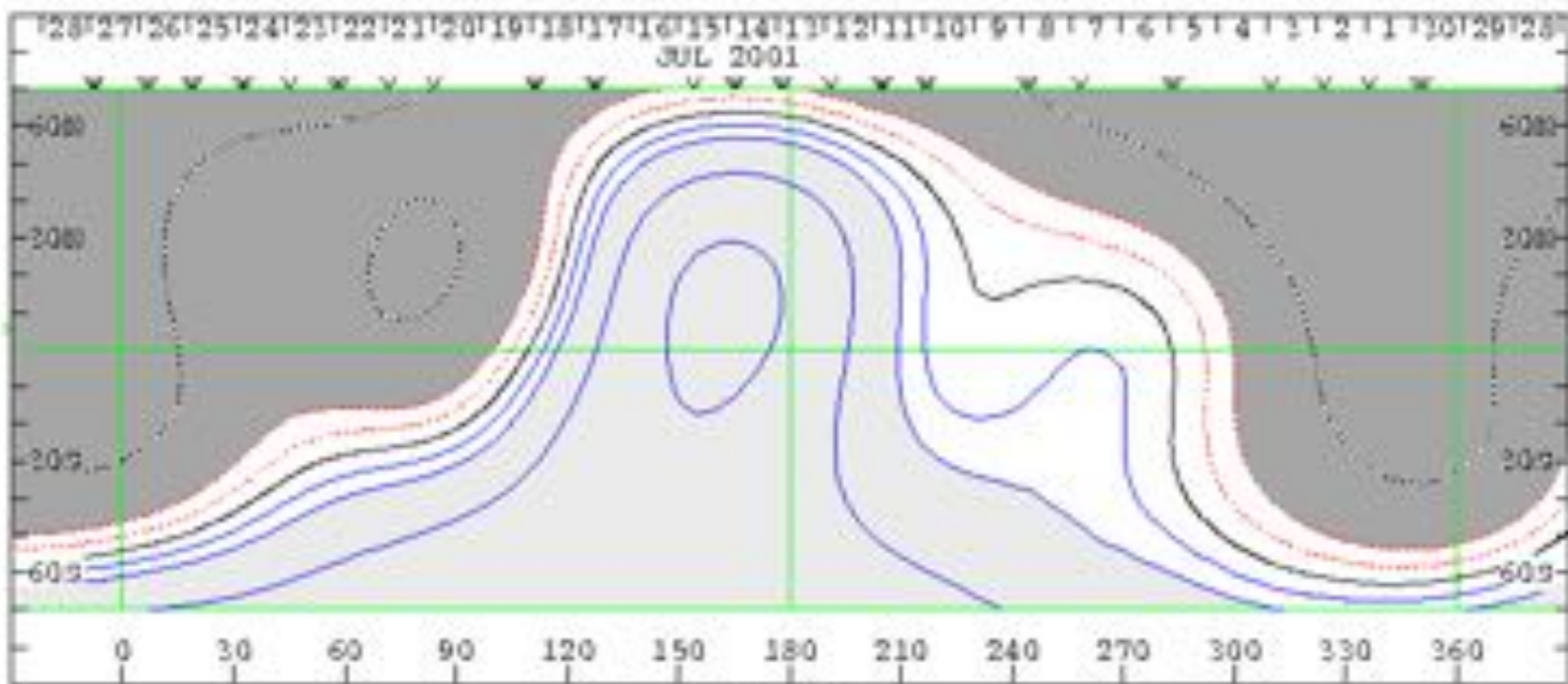


$$r = R_{\odot}$$

$$r = 2.5 R_{\odot}$$

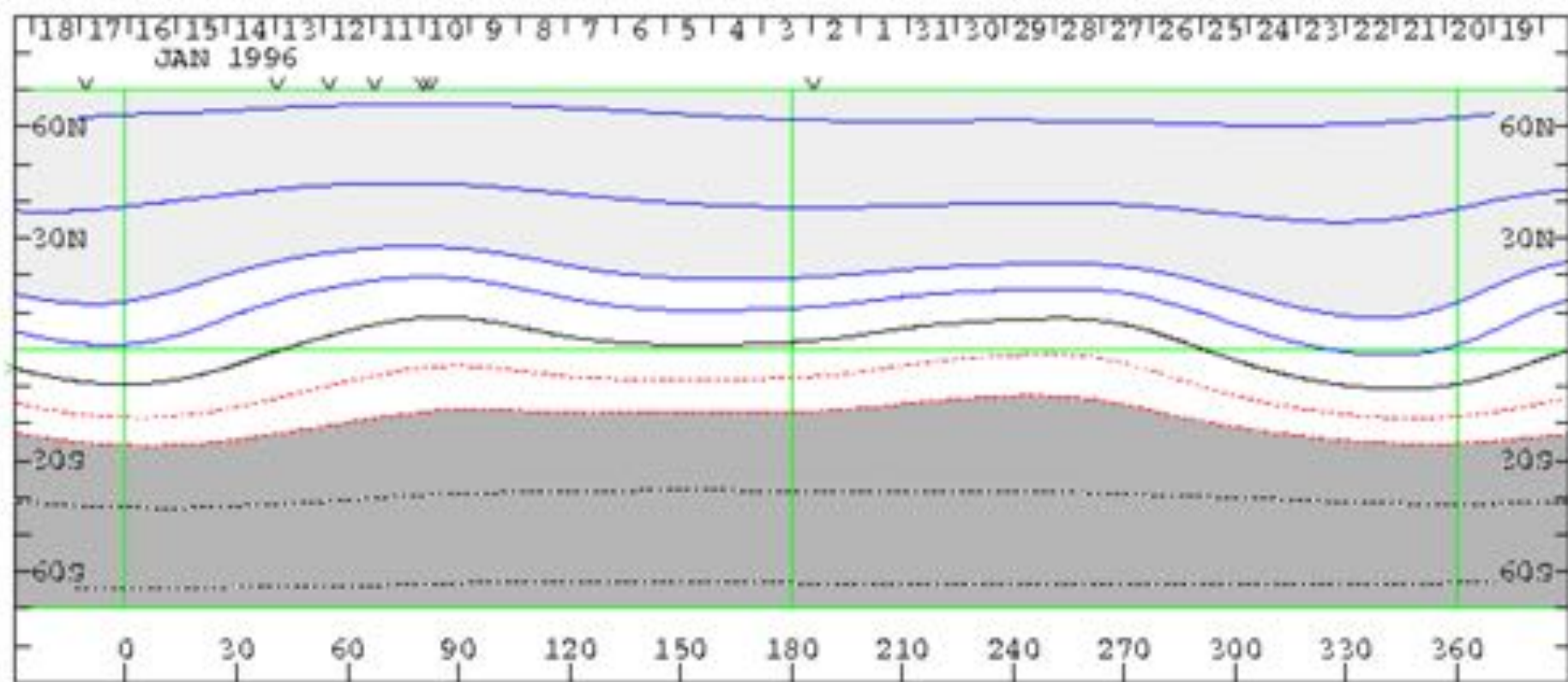
WFO - Source Surface Field

0, 1, 2, 5, 10, 20 MicroTesla

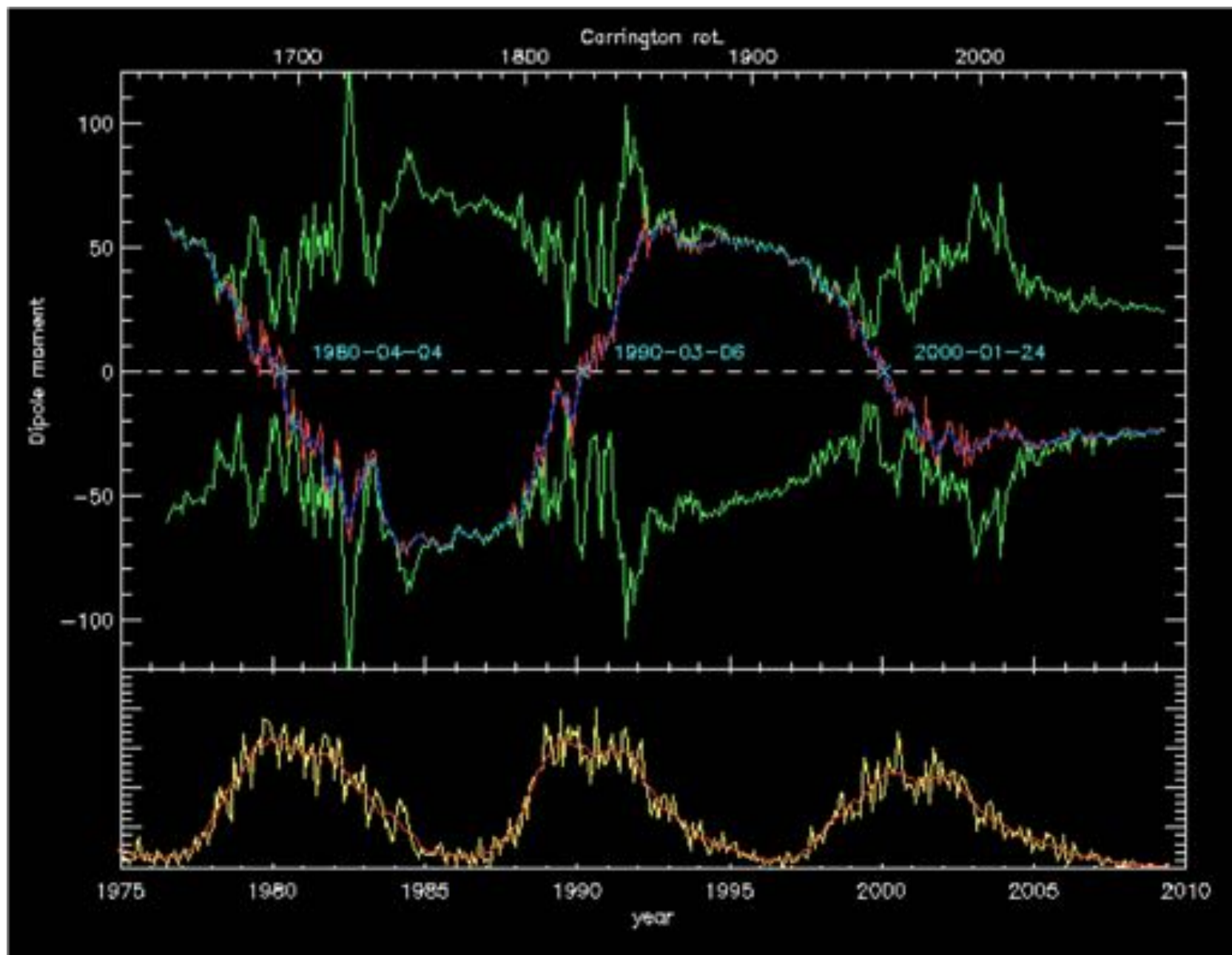


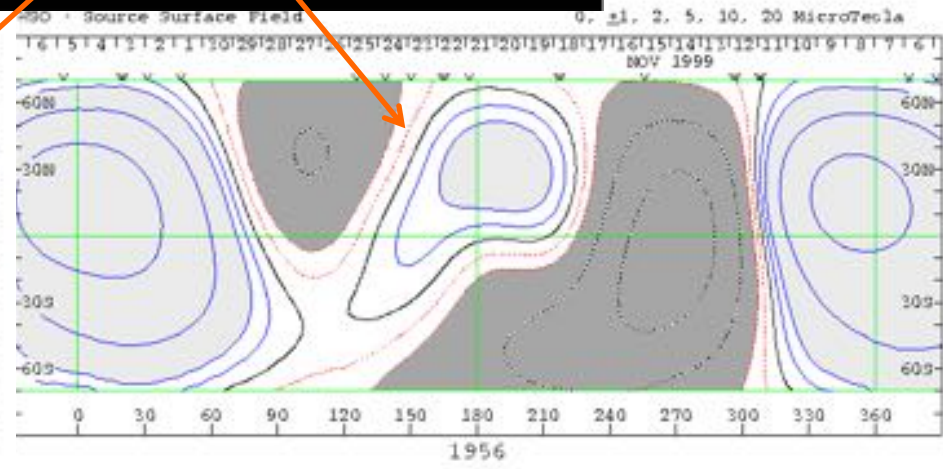
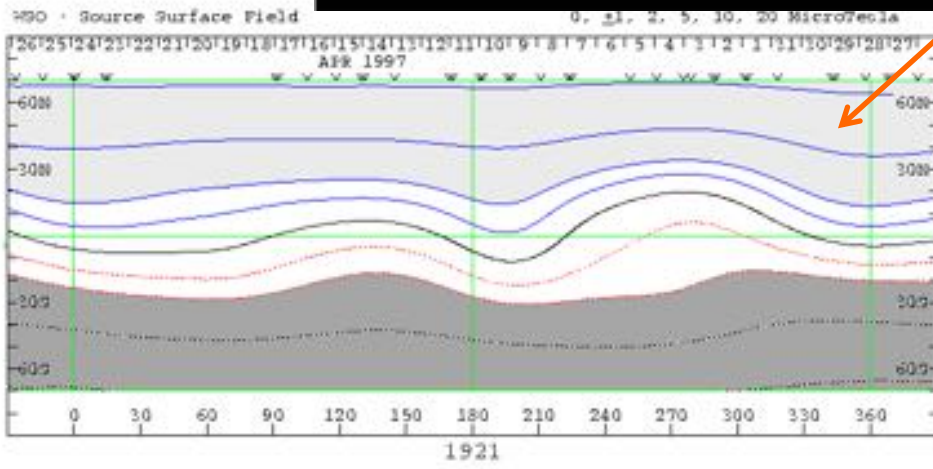
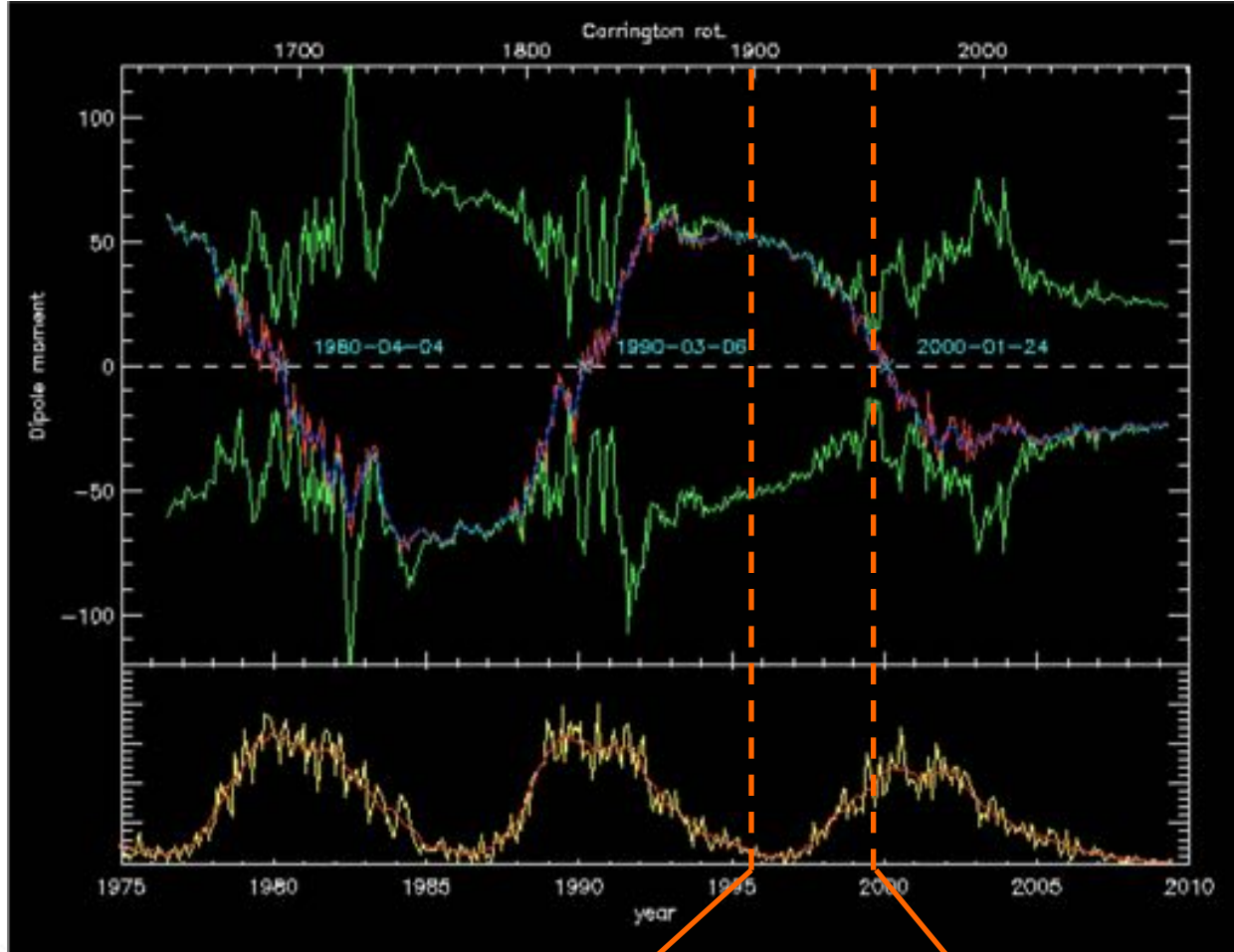
WSO - Source Surface Field

0, ± 1 , 2, 5, 10, 20 MicroTecla

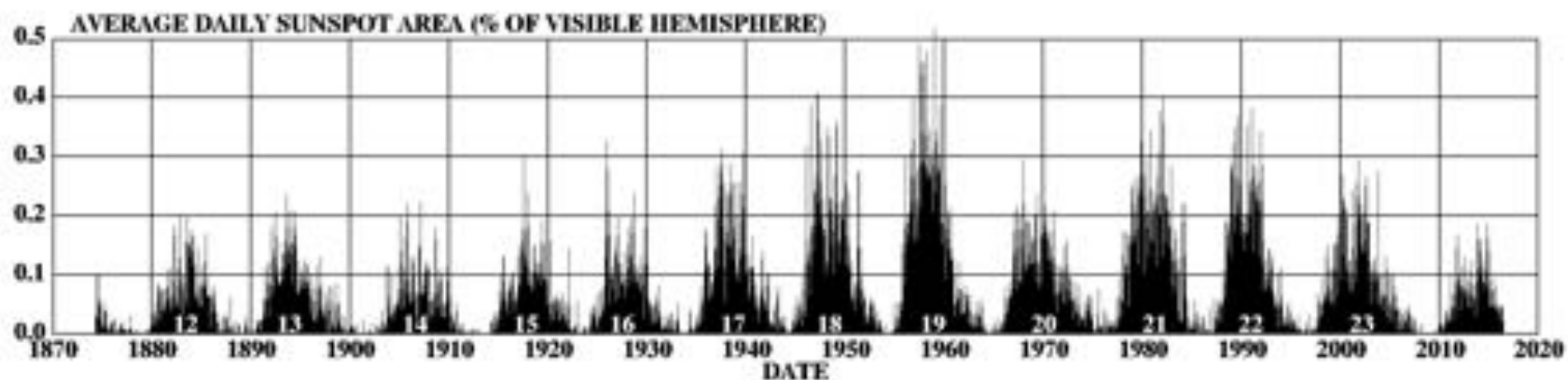
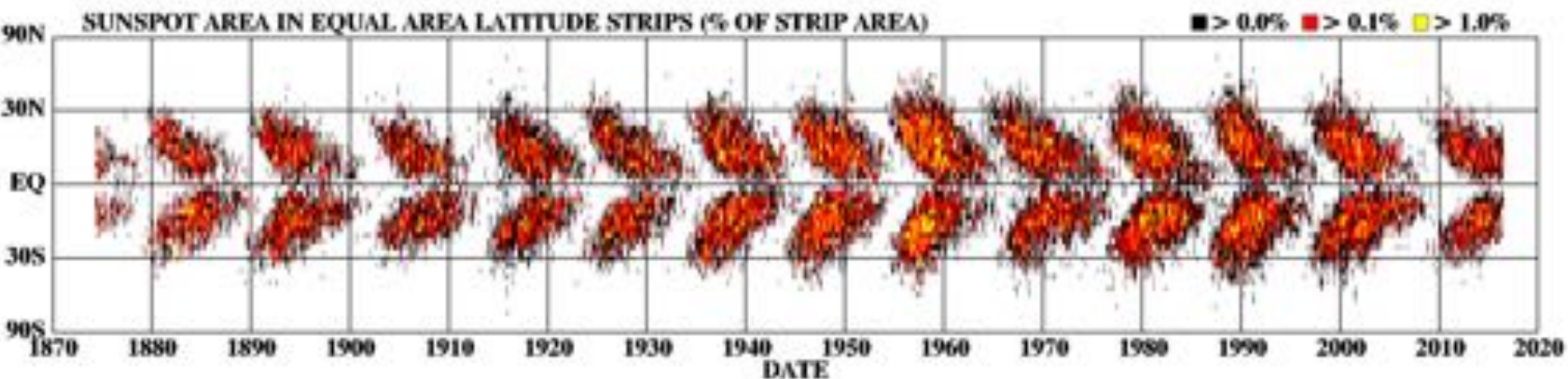


1904

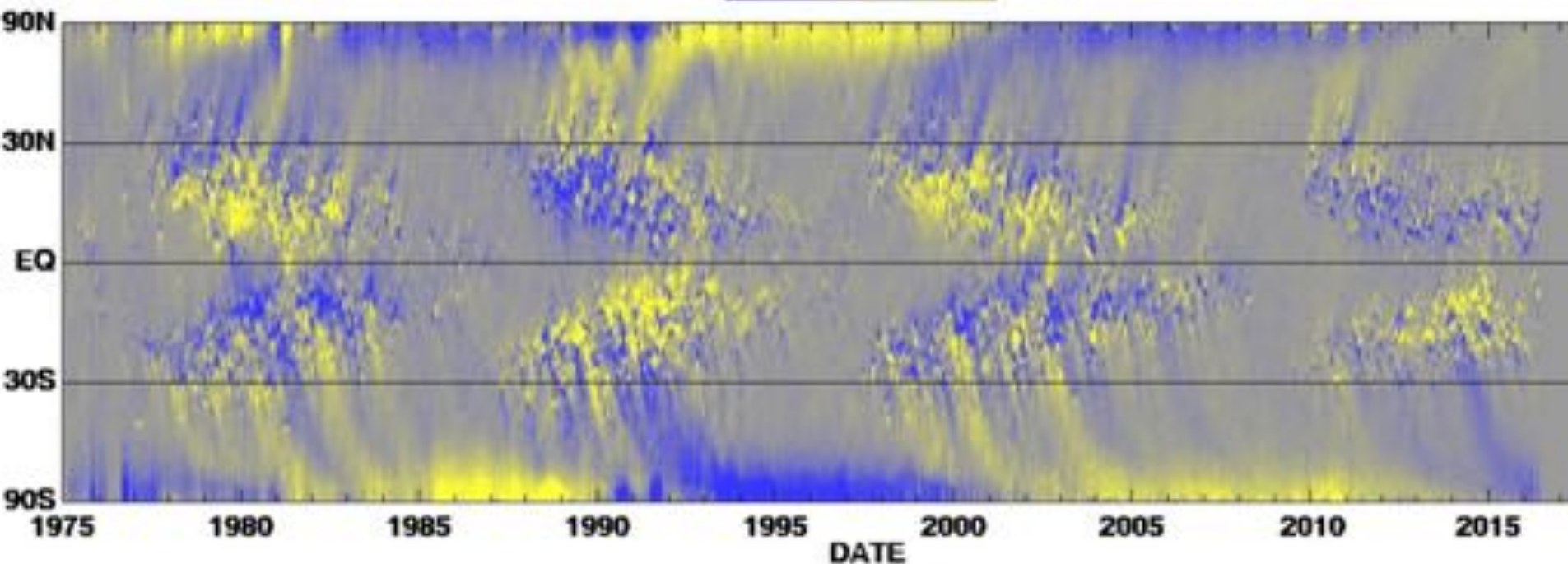
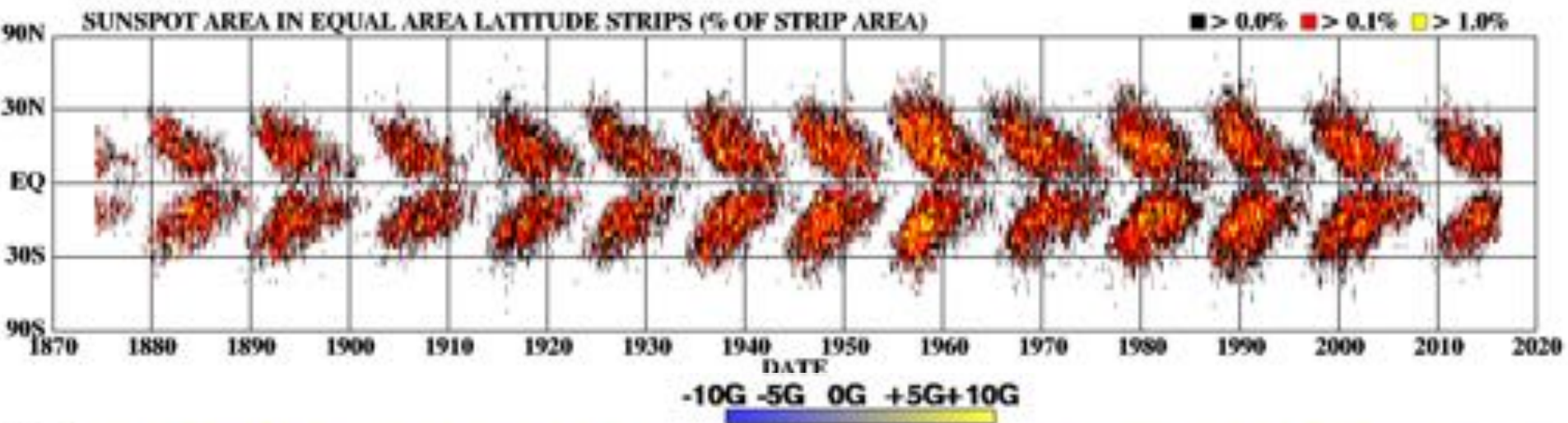




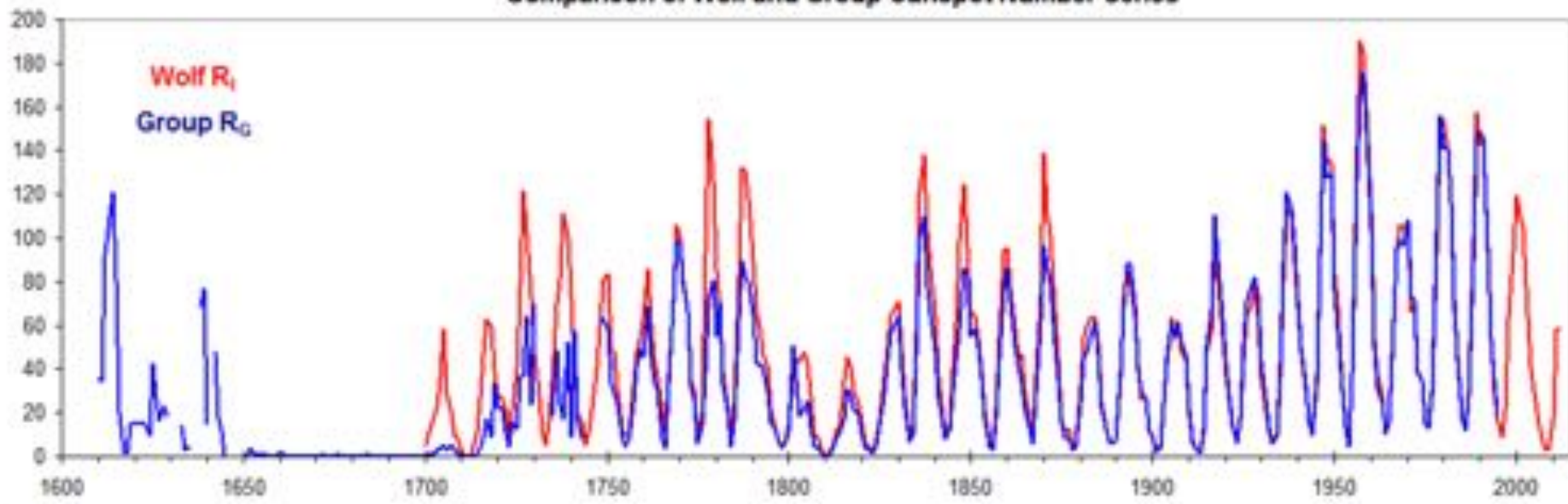
DAILY SUNSPOT AREA AVERAGED OVER INDIVIDUAL SOLAR ROTATIONS



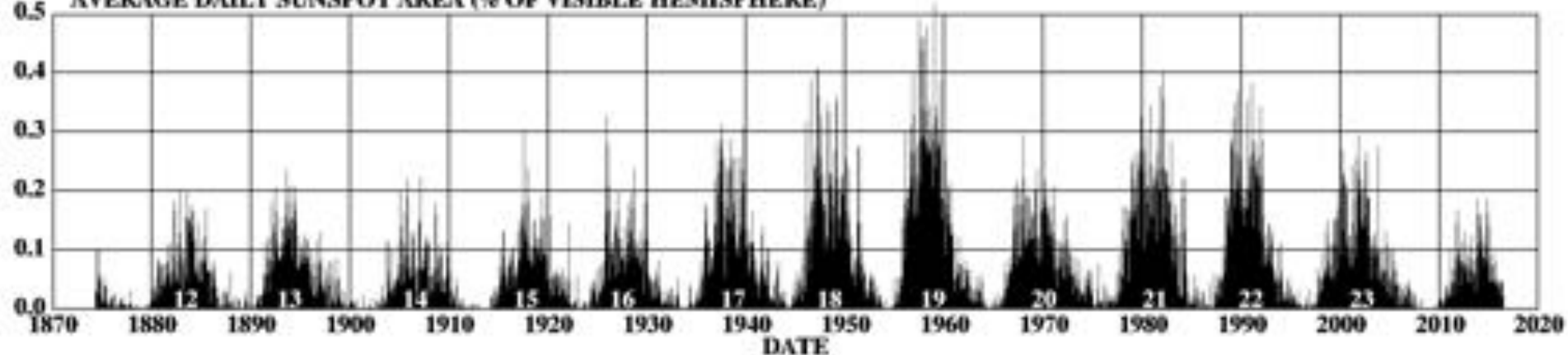
DAILY SUNSPOT AREA AVERAGED OVER INDIVIDUAL SOLAR ROTATIONS



Comparison of Wolf and Group Sunspot Number Series

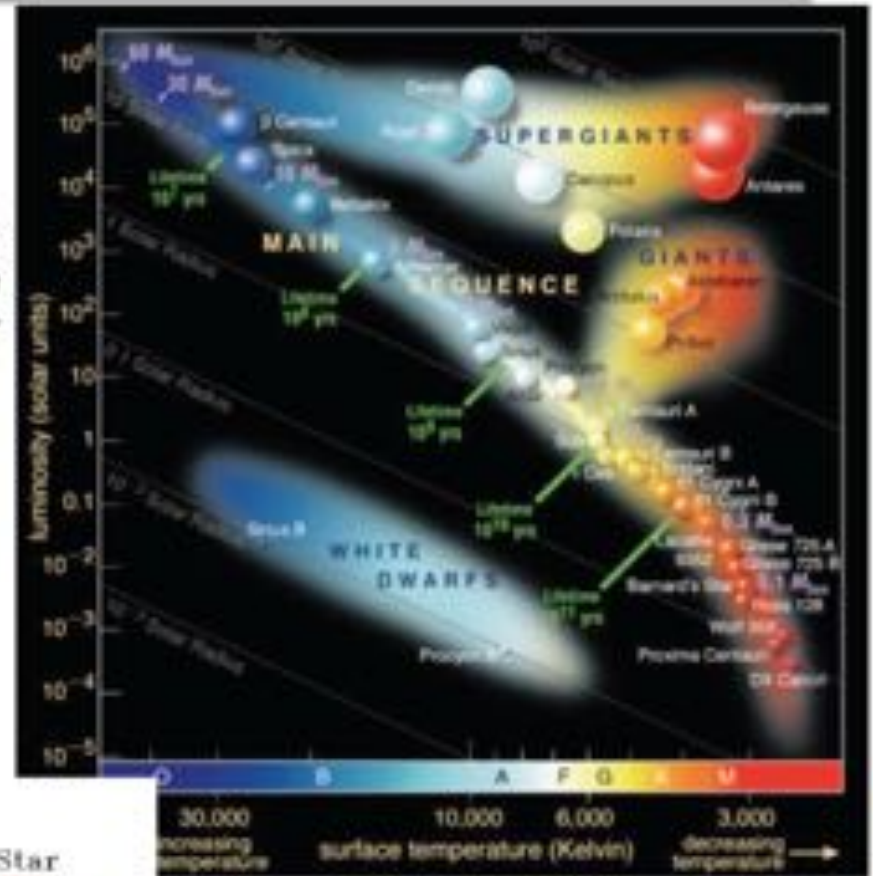


AVERAGE DAILY SUNSPOT AREA (% OF VISIBLE HEMISPHERE)

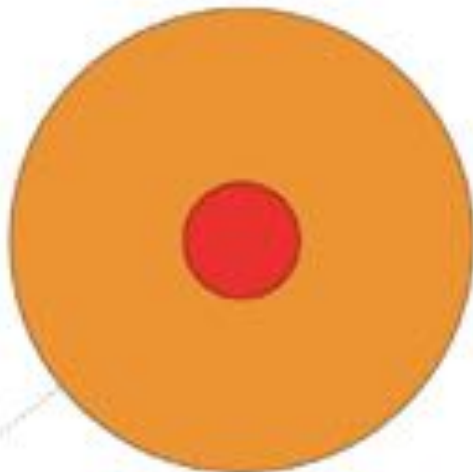


STELLAR MAGNETIC FIELDS

- correlations between stellar types and magnetic field properties, probably due to geometry of convection zones
- stars with outer convection zones (late-type stars) have observed magnetic fields whose strength tends to increase with their angular velocity
- Cyclic variations are known to exist only for spectral types between G0 and K7).



B Star



Sun

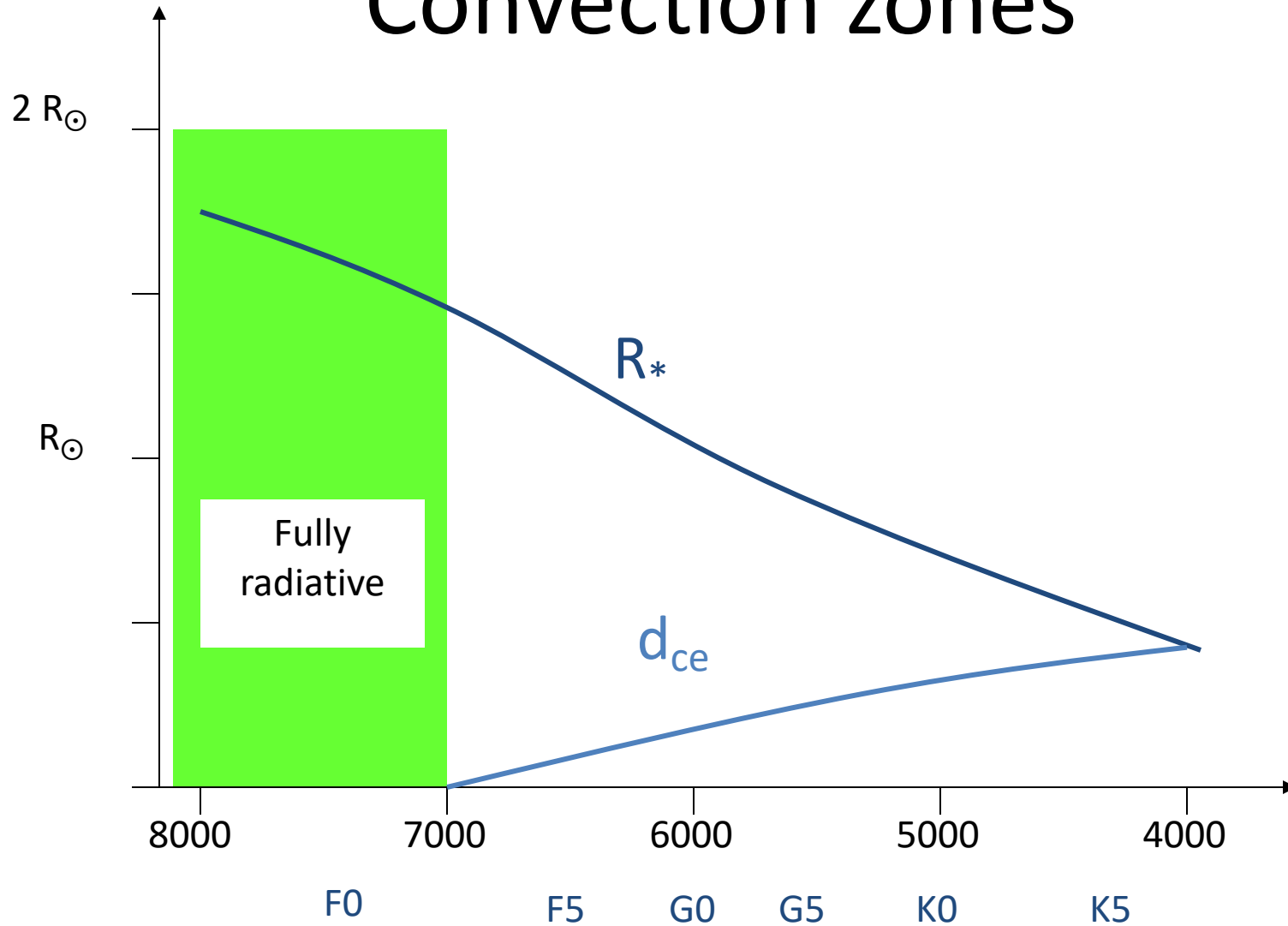


M Star



■ Convective
■ Radiative

Convection zones

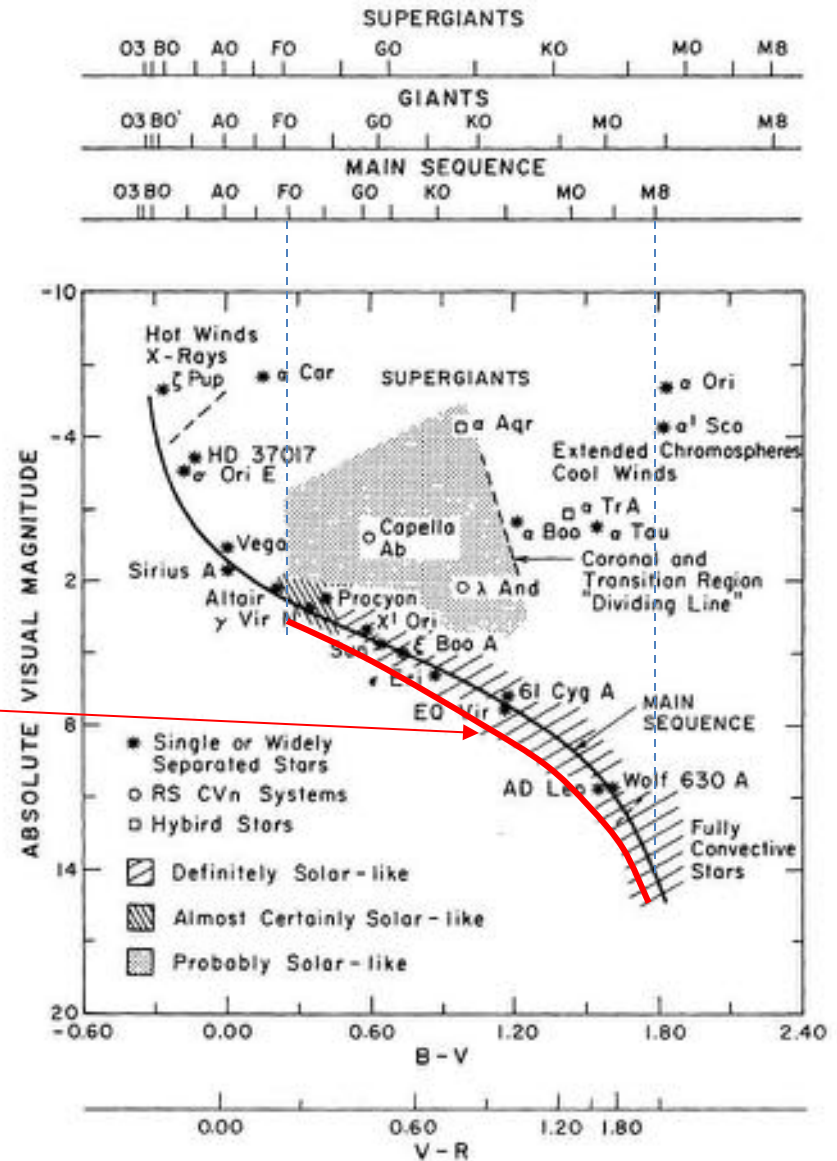


Other stars

Evidence of magnetic activity

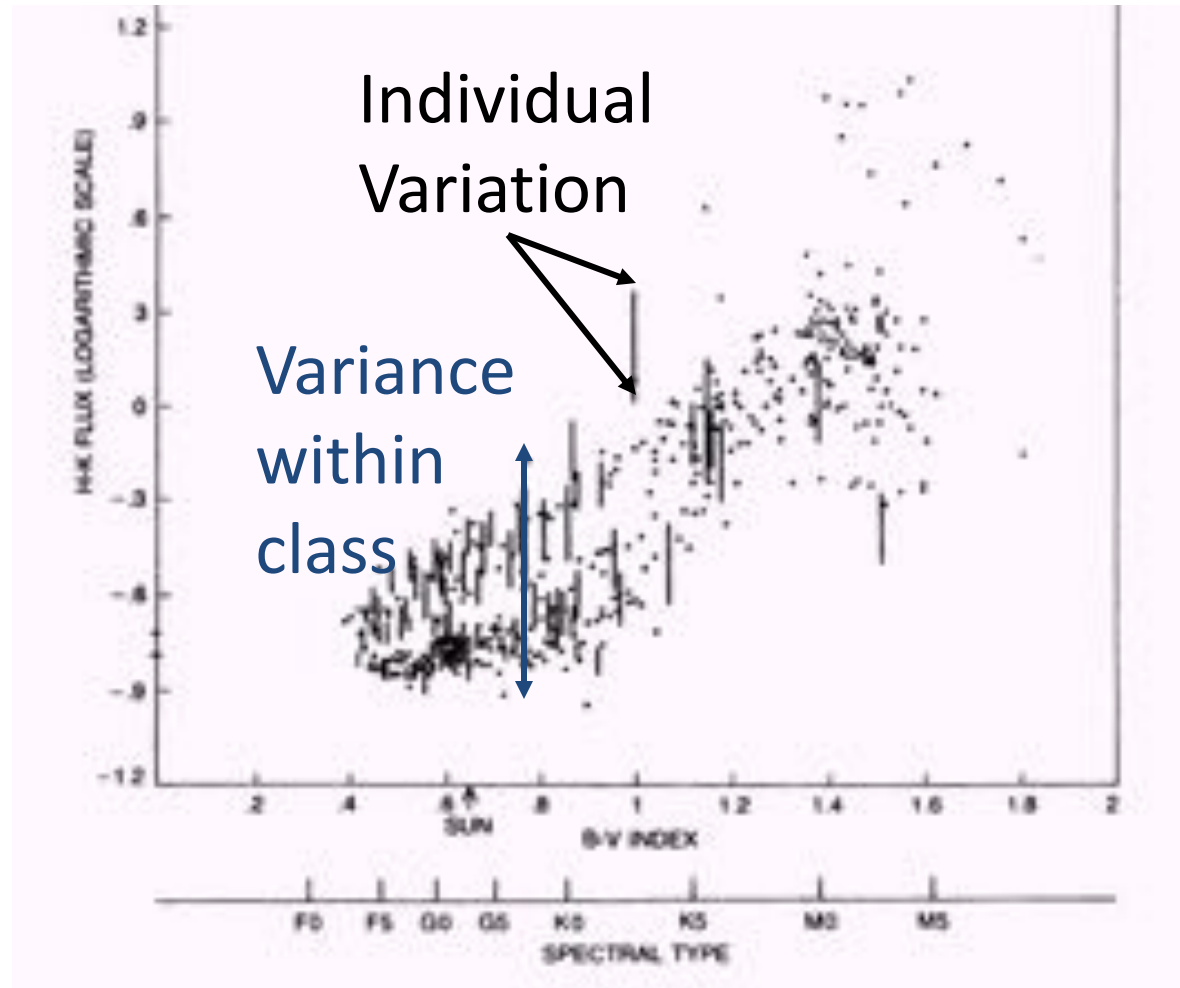
Activity on main sequence:
types **F** → **M**

$$B-V > 0.4$$



(From Linsky 1985)

Explaining Activity Levels



The Dynamo Number

Parker's
Dynamo #

$$N_D = \frac{\alpha_{\text{dyn}} \Omega' d^4}{\eta^2}$$

Dynamo is linear instability for $N_D > N_{\text{crit}}$

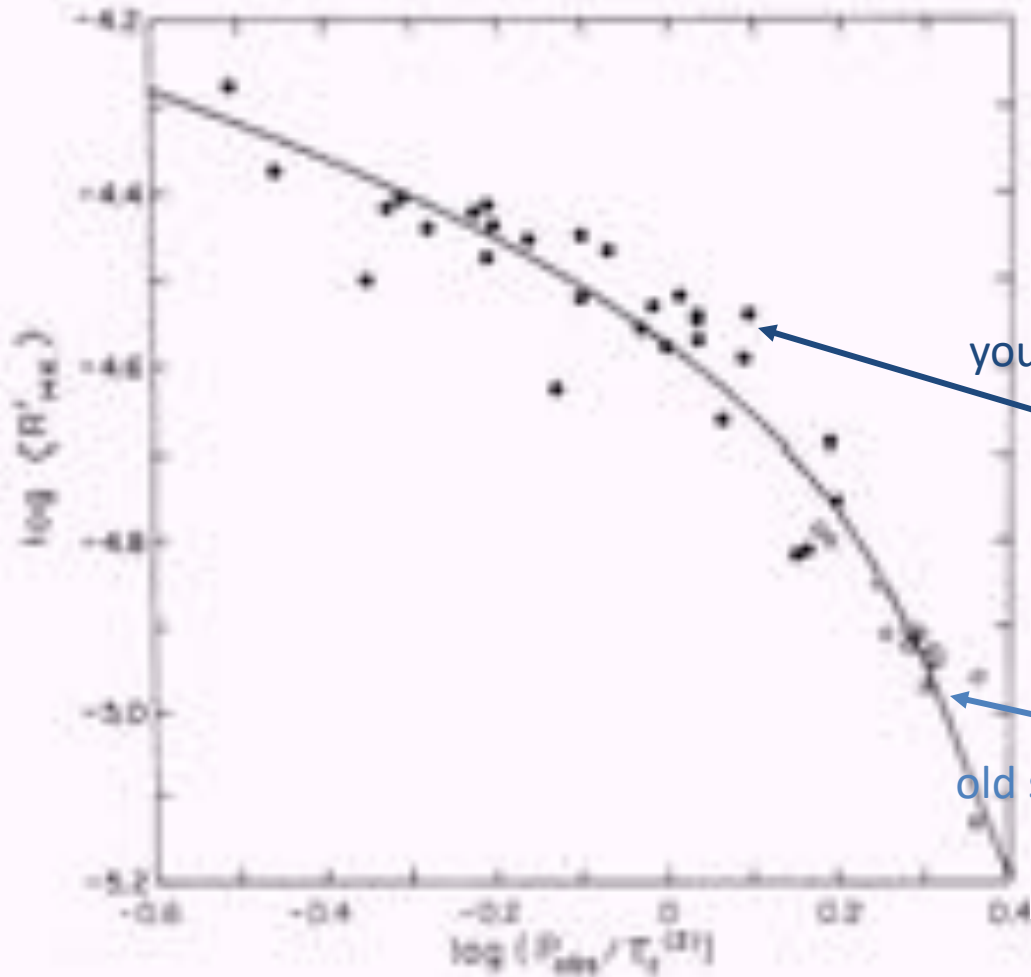
Dynamo α -effect: $\alpha_{\text{dyn}} \equiv \tau \langle \mathbf{v} \cdot (\nabla \times \mathbf{v}) \rangle \sim \Omega d$

$$\eta = \eta_{\text{turb}} \sim \frac{d^2}{\tau_c}$$

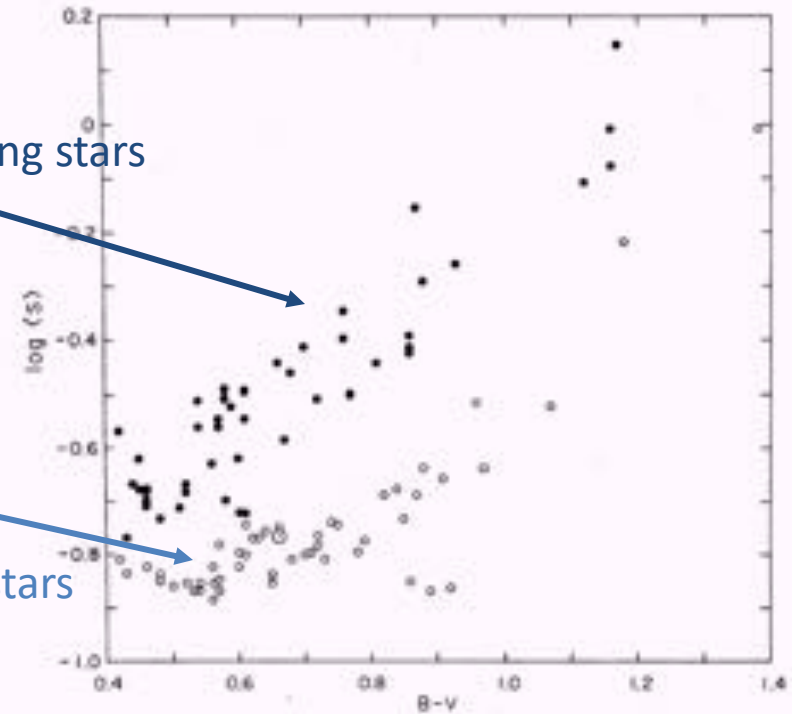
$$\Omega' = \frac{d\Omega}{dr} \sim \frac{\Omega}{d}$$

$$N_D \sim (\Omega \tau_c)^2 \sim (P_{\text{obs}} / \tau_c)^{-2} = Ro^{-2}$$

Activity vs. Rossby Number

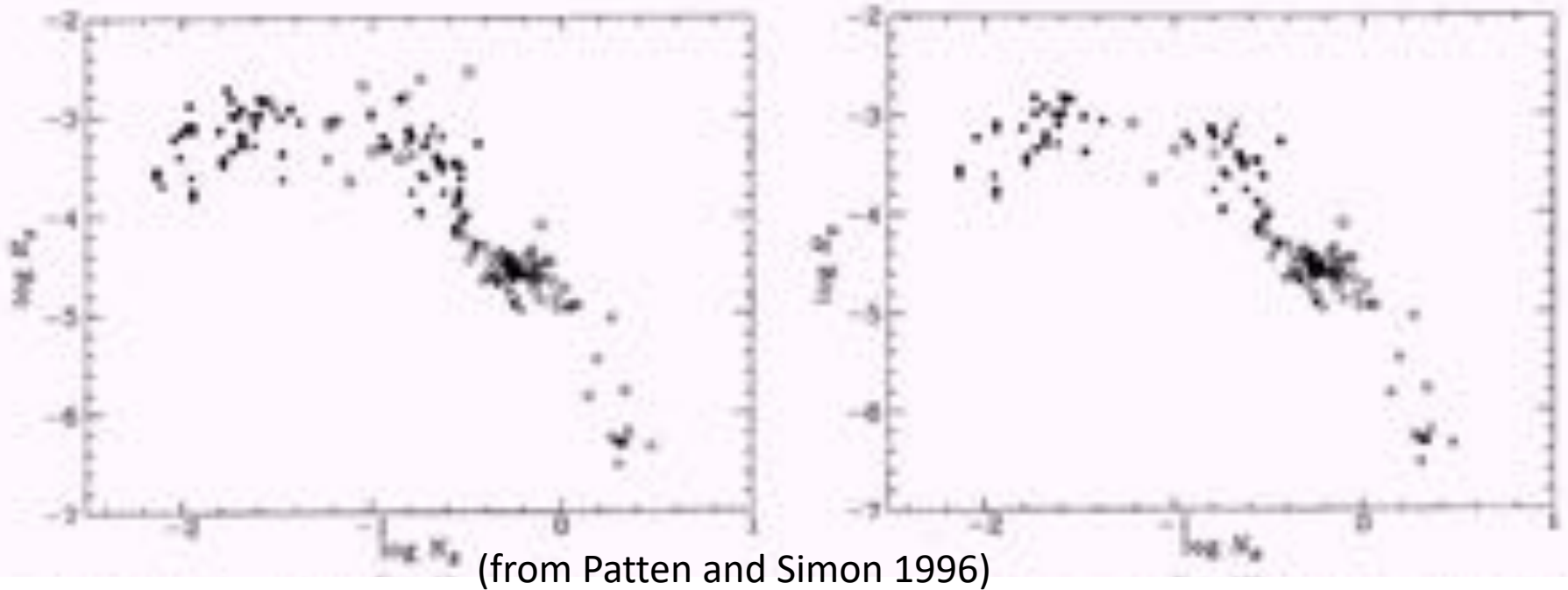


41 Local stars
 P_{obs} from $S(t)$



(from Noyes et al. 1984)

Activity vs. Rossby Number



- Stars in open cluster 2391 (30My old)
- R_x from ROSAT observations
- Rotation periods P_{obs} from optical photometry
- $N_R = Ro = P_{\text{obs}}/t_c$

Summary

- Magnetic fields – all from dynamos
 - Conducting fluid
 - Complex motions w/ enough *umph*
- Create complex fields
- Fields evolve in time – reverse occasionally
- Differences from different parameters:
Rm, Re, Ro